



University of Allahabad

Annual Accounts

F.Y. 2024-2025

CONSOLIDATED ACCOUNTS

**UNIVERSITY OF ALLAHABAD
PRAYAGRAJ
CONSOLIDATED BALANCE SHEET AS ON 31st MARCH 2025**

(Amount-'Rs.')

SOURCES OF FUNDS	Schedule	Current Year	Previous Year
Corpus / Capital Fund	1	(2,13,32,71,625.81)	(3,58,28,92,011.43)
Designated / Earmarked / Endowment Funds	2	31,21,31,299.73	27,72,92,404.55
Current Liabilities & Provisions	3	7,74,29,44,421.95	9,22,56,43,994.55
TOTAL		5,92,18,04,095.87	5,92,00,44,387.67
APPLICATION OF FUNDS			
Fixed Assets	4		
Tangible Assets		1,88,54,40,023.67	1,92,38,96,797.79
Intangible Assets		44,98,668.43	35,63,508.28
Capital Work-In-Progress		1,72,98,19,780.00	1,53,53,28,230.00
Investments from Earmarked / Endowment Funds	5		
Long Term		16,96,83,701.63	16,22,52,807.75
Short Term		-	-
Invesments-Others	6	36,15,52,971.06	43,36,53,683.91
Current Assets	7	1,57,36,07,213.58	1,67,47,84,937.19
Loans,Advances & Deposits	8	19,72,01,737.50	18,65,64,422.75
TOTAL		5,92,18,04,095.87	5,92,00,44,387.67
Significant Accounting Policies	23		
Contingent Laibilities & Notes to Accounts	24		

FINANCE OFFICER

Finance Officer
Allahabad University

UNIVERSITY OF ALLAHABAD
PRAYAGRAJ
CONSOLIDATED INCOME & EXPENDITURE ACCOUNT FOR THE YEAR ENDED 31st MARCH 2025

(Amount-'Rs.')

Particulars	Schedule	Current Year	Previous Year
INCOME			
Academic Receipts	9	44,90,44,377.19	31,07,46,379.03
Grants & Donations - UGC	10	5,66,99,62,795.30	6,02,89,14,098.00
Grants & Donations - UGC Others		31,46,001.00	2,46,00,658.96
Income from investments	11	9,96,09,959.36	5,95,29,575.94
Interest earned	12	3,40,96,430.94	3,37,42,622.40
Other Income	13	6,62,87,065.68	5,86,89,370.60
Prior Period Income	14	1,20,74,183.75	23,40,525.00
TOTAL (A)		6,33,42,20,813.22	6,51,85,63,229.93
EXPENDITURE			
Staff Payments & Benefits (Establishment Expenses)	15	3,87,05,55,896.00	4,59,98,22,199.00
Academic Expenses	16	11,24,43,631.00	7,22,77,932.80
Administrative and General Expenses	17	33,80,02,786.80	29,87,23,848.16
Transportation Expenses	18	45,77,523.00	45,28,342.00
Repairs & Maintenance	19	6,91,54,100.00	3,67,65,058.00
Finance costs	20	1,54,326.30	13,93,231.41
Depreciation	4	13,41,52,811.53	14,20,47,095.84
Other Expenses	21	17,71,01,263.20	2,17,37,867.20
Prior Period Expenses	22	27,23,56,278.00	5,68,42,692.03
Research Projects - Project Expenses		3,15,36,154.00	-
Research Projects -Overhead Charges		13,09,268.00	-
Grant refunded to UGC		-	-
TOTAL (B)		5,01,13,44,037.83	5,23,41,38,266.44
Balance being excess of Income Over expenditure (A- B)		1,32,28,76,775.39	1,28,44,24,963.49

H. H. H. H.
FINANCE OFFICER
Finance Officer
Allahabad University

**UNIVERSITY OF ALLAHABAD
PRAYAGRAJ
CONSOLIDATED RECEIPTS AND PAYMENTS ACCOUNTS FOR THE YEAR ENDED ON 31st MARCH 2025**

(Amount-'Rs.')

Receipts	Current Year		Previous Year	
Opening Cash & Bank Balance (including short term Investments)		1,69,18,70,919.78		1,20,68,57,470.82
Academic Receipts	43,99,73,937.19		31,07,46,379.03	
Grants Receipt	5,94,44,01,318.00		6,06,11,80,289.00	
Other Income	4,66,49,006.68		4,39,78,035.60	
Prior Period Income	44,91,600.00		19,72,525.00	
Income from Investments	9,35,747.00		14,44,073.00	
Interest Earned	11,12,45,129.94		7,33,05,078.40	
Refund of advances	-	6,54,76,96,738.81	-	6,49,26,26,380.03
SB Interest Related to Endowment Fund A/cs		22,23,218.00		8,86,353.00
Reimbursed from Indian National Trust for Art and Culture (HEFA)		16,39,787.00		
Increase in other Current Laibility		-		-
Decrease in investments		8,92,57,792.00		9,21,41,118.00
Increase in Capital Fund		1,80,04,797.44		-
Total		8,35,06,93,253.03		7,79,25,11,321.85

Himanshu
FINANCE OFFICER 15/09/25

Finance Officer
Allahabad University

Payments	Current Year	Previous Year
Increase in Fixed Assets	28,24,75,529.00	34,92,23,665.00
Staff Payments & Benefits (Establishment Expenses)	54,13,69,966.00	95,71,40,474.00
Academic Expenses	6,15,92,153.00	4,72,51,140.80
Administrative and General Expenses	40,20,71,410.10	31,95,39,966.41
Transportation Expenses	30,06,639.00	15,11,829.00
Repairs & maintenance	6,92,07,148.00	3,62,92,274.00
Prior Period Expenses	28,41,265.00	11,30,465.00
Finance costs		-
Other Expenses	15,03,93,540.20	2,53,36,547.36
Research Projects - Project Expenses	3,15,36,154.00	
Research Projects -Overhead Charges	13,09,268.00	
Total	1,54,58,03,072.30	1,73,74,26,361.57
Less : Unpaid Laibility of CY	-	1,73,74,26,361.57
Increase in other current assets	1,39,42,041.00	26,31,052.25
Decrease in other current liabilities	4,61,54,91,741.00	4,17,45,52,689.00
Payments Related to Earmarked Funds		-
Grant Returned	15,27,642.00	85,08,797.00
Interest earned on unspent balance refunded to UGC	7,41,000.00	13,37,000.00
Payments of PY Laibility	7,79,705.00	9,27,704.00
TDS and GST Expenses	85,025.00	
Increase in loans and advances	1,86,670.00	
Unspent balance transferred to UGC	21,98,03,000.00	
Contra Items to be deleted in consolidation	37,70,86,356.15	17,52,56,798.25
Paid to Indian National Trust for Art and Culture (HEFA)	16,39,787.00	
Grant lapsed and returned to RBI		
Cash & Bank Balances (including short term Investments)	1,57,36,07,213.58	1,69,18,70,919.78
Total	8,35,06,93,253.03	7,79,25,11,321.85

Himanshu
FINANCE OFFICER

Finance Officer
Allahabad University

**UNIVERSITY OF ALLAHABAD
PRAYAGRAJ
RECEIPTS AND PAYMENTS ACCOUNTS
(RECURRING GROUP OF A/Cs)
FOR THE YEAR ENDED ON 31st MARCH 2025**

(Amount-'Rs.')

Receipts	Current Year		Previous Year	
Opening Cash & Bank Balance (including short term Investments)	-	1,41,21,66,170.83		1,08,88,33,384.75
Academic Receipts	38,35,13,582.47		25,14,60,234.59	
Grants Receipt	5,84,39,15,135.00		6,04,11,61,314.00	
Other Income	4,66,25,356.68		4,32,54,129.60	
Prior Period Income			19,72,525.00	
Income from Investments	9,35,747.00		14,44,073.00	
Interest Earned	10,17,96,801.24	6,37,67,86,622.39	6,39,72,799.00	6,40,32,65,075.19
SB Interest Related to Endowment Fund A/cs		22,23,218.00		8,86,353.00
Increase in other Current Laibility				-
G B Pant Interest reversal		-		-
Decrease in investments		8,92,57,792.00		9,21,41,118.00
Decrease in loans and advances		-		-
Increase in Capital Fund		1,80,04,797.44		-
Land Compensation		-		-
GIFT		-		-
Contra Items to be deleted in consolidation		-		-
Total		7,89,84,38,600.66		7,58,51,25,930.94

Himanshu

FINANCE OFFICER

Finance Officer
Allahabad University

Payments	Current Year	Previous Year
Increase in Fixed Assets	26,66,16,159.00	34,11,05,212.00
Staff Payments & Benefits (Establishment Expenses)	51,40,48,833.00	93,05,32,606.00
Academic Expenses	5,72,33,708.00	4,55,39,787.80
Administrative and General Expenses	40,18,87,661.10	31,94,25,935.41
Transportation Expenses	30,06,639.00	15,11,829.00
Repairs & maintenance	6,79,79,745.00	3,57,36,238.00
Prior Period Expenses	5,33,752.00	11,30,465.00
Finance costs		-
Other Expenses	1,60,75,224.20	91,98,386.00
Total	1,32,73,81,721.30	1,68,41,80,459.21
Less : Unpaid Laibility of CY	-	-
	1,32,73,81,721.30	1,68,41,80,459.21
Increase in other current assets	1,39,42,041.00	24,05,552.25
Decrease in other current liabilities	4,61,54,91,741.00	4,17,45,52,689.00
Payments Related to Earmarked Funds	-	-
Contra Items to be deleted in consolidation	57,39,64,755.00	31,18,21,059.65
Refund to UGC Grant/Interest	-	-
Payments of PY Laibility	-	-
Grant of G.B. Pant	-	-
Loan to Plan	-	-
Grant lapsed and returned to RBI	-	-
Cash & Bank Balances (including short term Investments)	1,36,76,58,342.36	1,41,21,66,170.83
Total	7,89,84,38,600.66	7,58,51,25,930.94

Himanshu

FINANCE OFFICER

Finance Officer
Allahabad University



**UNIVERSITY OF ALLAHABAD
PRAYAGRAJ
RECEIPT & PAYMENT A/C FOR THE YEAR ENDED ON 31st MARCH 2025
(RELEVANT TO CAPITAL ACCOUNTS)**

	(Amount-'Rs.')	
Receipt	Current Year	Previous Year
Opening Cash & Bank Balance	3,99,67,894.28	4,53,34,547.28
Grants Received from UGC	-	-
Grants Received from UGC Others	-	-
Income from Investments :	-	-
a) Other investments	-	-
Income from interest	6,04,835.00	7,40,597.00
Reimbursed from Indian National Trust for Art and Culture (HEFA)	16,39,787.00	-
Misc Income	-	7,18,976.00
Temporary loans-Contra Items to be deleted in consolidation	-	6,31,350.00
Reversal of payments made from RBI A/c no. 10671301085	9,57,381.44	-
Total	4,31,69,897.72	4,74,25,470.28
Payment		
Payments For Fixed Assets		6,31,350.00
Unspent balances refunded to UGC		53,19,000.00
Interest earned on unspent balance refunded to UGC	7,41,000.00	13,37,000.00
Paid to Indian National Trust for Art and Culture (HEFA)	16,39,787.00	
Payment for CWS		-
Other Expenses -Bank Charges	177.00	177.00
TDS and GST Expenses	85,025.00	1,70,049.00
Release of other grants		-
Contra Items to be deleted in consolidation	2,40,78,982.59	-
Closing Cash & Bank Balances (Including short term Investments)	1,66,24,926.13	3,99,67,894.28
Total	4,31,69,897.72	4,74,25,470.28

FINANCE OFFICER

Finance Officer
Allahabad University

UNIVERSITY OF ALLAHABAD
PRAYAGRAJ
RECEIPT AND PAYMENT ACCOUNT FOR THE YEAR ENDED ON 31st MARCH 2025
(Relevant to OBC Grant)

HDFC SAVINGS ACCOUNT No.: 08611450000417

(Amount-'Rs.')

RECIEPT	Current Year	Previous Year	PAYMENT	Current Year	Previous Year
To Balance B/d:	37,22,330.57	36,12,501.57			
To Interest on SB	1,12,697.00	1,09,829.00	By Balance C/d :	38,35,027.57	37,22,330.57
	38,35,027.57	37,22,330.57		38,35,027.57	37,22,330.57



FINANCE OFFICER

Finance Officer
Allahabad University


UNIVERSITY OF ALLAHABAD
PRAYAGRAJ
RECEIPT AND PAYMENT ACCOUNT FOR THE YEAR ENDED ON 31st MARCH 2025
(Relevant to OBC Colleges Grant)

PUNJAB NATIONAL BANK SAVINGS ACCOUNT No.: 1001000100715655

(Amount-'Rs.')

RECIPT	Current Year	Previous Year	PAYMENT	Current Year	Previous Year
To Balance B/d:	42,65,649.79	41,50,030.79			
Temporary loan to other A/cs	-	17,77,05,000.00	Unspent balance transferred to UGC	21,98,03,000.00	
Transferred from PNB A/c No. 1001000100734739	22,00,00,000.00				
			By Balance C/d :	47,99,824.79	42,65,649.79
To Interest on SB	3,37,175.00	1,15,619.00	Temporary loan to other A/cs	-	17,77,05,000.00
	22,46,02,824.79	18,19,70,649.79		22,46,02,824.79	18,19,70,649.79


FINANCE OFFICER

Finance Officer
Allahabad University
✓

**UNIVERSITY OF ALLAHABAD
PRAYAGRAJ**

**RECEIPT & PAYMENT A/C FOR THE YEAR ENDED ON 31st MARCH 2025
(RELEVANT TO INSTITUTE OF PROFESSIONAL STUDIES)**

(Amount-'Rs.')

Receipts	Schedule	Current Year	Previous Year
Opening Cash & Bank Balance		16,79,16,160.84	13,59,32,911.40
Academic Receipts	6	5,64,60,354.72	5,92,86,144.44
Interest Earned	7	61,77,545.00	67,31,144.00
Other Receipts	8	23,650.00	4,930.00
Prior Period Income	9	-	-
Increase in Current Liabilities	2	-	-
Decrease in Loans & Advances		-	-
Total		23,05,77,710.56	20,19,55,129.84
Payments		Current Year	Previous Year
Staff Payments & Benefits	10	2,73,21,133.00	2,66,07,868.00
Academic Expenses	11	43,58,445.00	17,11,353.00
Administrative Expenses	12	1,83,749.00	1,14,031.00
Repairs & Maintenance	13	12,27,403.00	5,56,036.00
Other Expenses	14	13,43,18,139.00	19,79,402.00
Prior Period Expenses	15	-	-
		16,74,08,869.00	3,09,68,690.00
Less: Paid in Advance		- 16,74,08,869.00	- 3,09,68,690.00
Net Addition in Fixed Assets	3	22,84,400.00	19,17,075.00
Decrease in Current Liabilities		-	-
Increase in loans and advances		1,86,670.00	2,25,500.00
Payment of previous year liabilities		7,79,705.00	9,27,704.00
Closing Cash & Bank Balances	4	5,99,18,066.56	16,79,16,160.84
Total		23,05,77,710.56	20,19,55,129.84

H. J. J. J.
FINANCE OFFICER

**Finance Officer
Allahabad University**

UNIVERSITY OF ALLAHABAD
PRAYAGRAJ
RECEIPT & PAYMENT A/C FOR THE YEAR ENDED ON 31st MARCH 2025
(Relevant to Research Projects)

(Amount in 'Rs.')

Particulars	Schedule	Current Year	Previous Year
Receipt			
Opening Balance of Cash & Bank Balances		6,38,32,713.47	6,49,27,006.43
Grants received during the year for projects	4	10,04,86,183.00	2,00,18,975.00
Interest Earned	4(a)	22,16,076.70	16,35,090.40
Prior period items	8	44,91,600.00	-
Total		17,10,26,573.17	8,65,81,071.83
Payment			
Payments for Fixed Assets	5	1,35,74,970.00	55,70,028.00
Payments for project expenses	6	3,15,36,154.00	1,17,88,717.36
Payments from Overhead Charges	7	13,09,268.00	21,99,816.00
Prior period items	8	23,07,513.00	-
Grant Returned	9	15,27,642.00	31,89,797.00
Closing Balance of Cash & Bank Balances	3	12,07,71,026.17	6,38,32,713.47
Total		17,10,26,573.17	8,65,81,071.83

Himanshu
FINANCE OFFICER

Finance Officer
Allahabad University

**SCHEDULES FORMING PART OF
CONSOLIDATED ACCOUNTS**

UNIVERSITY OF ALLAHABAD
PRAYAGRAJ

SCHEDULES FORMING PART OF CONSOLIDATED BALANCE SHEET AS ON 31st MARCH 2025

SCHEDULE 1 - CORPUS / CAPITAL FUND

(Amount-'Rs.')

Particulars	Current Year	Previous Year
Balance at the beginning of the year	(3,58,28,92,011.43)	(4,80,40,22,727.64)
Add: Contributions towards Corpus/Capital Fund	-	-
Add: Grants From UGC, Government of India and State Government to the extent utilized for capital expenditure (F.Y. 2023-24)	26,95,11,013.00	-
Add: Grants From UGC, Government of India and State Government to the extent utilized for capital expenditure (F.Y. 2024-25)	21,28,26,567.00	55,70,028.00
Add: Assets Purchased out of Earmarked Funds	-	-
Add: Assets purchased out of Sponsored Projects, where ownership vests in the Institution	-	-
Add: Assets Donated/Gifts Received	-	5,85,611.00
Add: Other Additions (Compensation for land)	-	-
Add: Other Additions (Received from GBP)	-	-
Add: Difference in fixed assets and capital fund of last year	5,30,235.00	-
Add: Existing bank accounts not appearing in the books of accounts	3,69,61,806.41	46,68,191.78
Add: Existing FDRs's not appearing in the books of accounts	-	14,08,75,014.96
Add: Maturity proceeds of FDR not appearing in the books of accounts	5,89,79,377.00	5,42,05,142.00
Add: Redemption proceeds of Mutual Funds not appearing in the books of accounts	-	-
Add : NPS and CPF adjustments (Net)	-	-
Add: Amount transferred on closure of bank accounts not appearing in books of accounts in earlier years	50,21,262.00	-
Add: Income tax refund of A.Y. 2022-23	-	24,75,700.00
Add: Excess of Income over expenditure transferred from the Income & Expenditure Account	1,34,69,78,302.39	1,30,90,79,879.99
Total	(1,65,20,83,448.63)	(3,28,65,63,159.91)
Less: Previous Year Adjustments to reconcile difference in opening balance of bank accounts and FDRs' etc.	(32,86,838.18)	(9,66,70,964.22)
Less: Previous Year Adjustments relating to payment of GPF liabilities of AU and Colleges over and above the provisions made during the year	(15,34,47,159.00)	(17,03,06,891.00)
Less: Old balance of TDS recoverable relating to past years written off	(1,977.00)	(3,05,514.00)
Less: Unspent balance transferred to UGC	(21,98,38,967.00)	-
Less : Unspent balance lying unutilised as on 31.03.23 in RBI A/c no. 1085 lapsed as per Govt Policy and reverted after midnight of 31.03.24	(8,05,11,709.00)	(30,53,565.80)
Less: Deficit transferred from the Income & Expenditure Account	-	-
Less: Interest earned on unspent balance refunded to UGC	-	(13,37,000.00)
Less: Depreciation on assets	(2,41,01,527.00)	(2,46,54,916.50)
Balance at the year-end	(2,13,32,71,625.81)	(3,58,28,92,011.43)

Hind...

FINANCE OFFICER

Finance Officer
Allahabad University


UNIVERSITY OF ALLAHABAD
PRAYAGRAJ

SCHEDULES FORMING PART OF CONSOLIDATED BALANCE SHEET AS ON 31st MARCH 2025

SCHEDULE 2 - DESIGNATED / EARMARKED / ENDOWMENT FUNDS

(Amount-'Rs.')

Particulars	Current Year	Previous Year
A) OTHERS		
a) Opening Balance	27,72,92,404.55	26,47,56,370.91
b) Additions during the year	10,04,86,183.00	-
c) Income from investments made of the Funds	-	-
d) Accrued interest on investments / advances	1,01,33,271.10	95,54,176.60
e) Interest on savings bank accounts	22,23,218.00	8,86,353.00
f) Other additions (Specify Nature)	-	-
Total (A)	39,01,35,076.65	27,51,96,900.51
B) Utilisation/Expenditure towards objectives of Fund		
i) Capital Expenditure	1,35,74,970.00	-
ii) TDS etc	-	-
iii) Revenue Expenditure	2,93,71,202.30	-
iv) Transferred to Capital Fund	23,52,377.22	-
v) Difference in earmarked funds and current assets of last year	5,30,235.00	(20,95,504.04)
vi) Grant returned	15,27,642.00	-
viii) Considered as current liabilities	3,06,47,350.40	-
Total (B)	7,80,03,776.92	(20,95,504.04)
Closing Balance at the year end (A-B)	31,21,31,299.73	27,72,92,404.55
Represented by		
Cash & Bank Balances	14,06,54,923.10	11,32,46,921.80
FDRs including accrued interest	16,96,83,701.63	16,22,52,807.75
Loans & Advances	17,92,675.00	17,92,675.00
TOTAL	31,21,31,299.73	27,72,92,404.55


FINANCE OFFICER
 Finance Officer
 Allahabad University

UNIVERSITY OF ALLAHABAD
PRAYAGRAJ
SCHEDULES FORMING PART OF CONSOLIDATED BALANCE SHEET AS ON 31st MARCH 2025

SCHEDULE 3 - CURRENT LIABILITIES AND PROVISIONS

Amount (Rs.)

Particulars	Current Year	Previous Year
A. CURRENT LIABILITIES		
Liabilities Towards Expenses & Bills	3,26,59,012.40	7,79,305.00
Security deposit	79,39,488.00	36,98,280.00
Sundry Creditors	-	-
Unutilised Grants	71,82,838.00	71,82,838.00
Bihar State education	-	-
Unutilised other Grant 2021-22	33,70,265.00	33,70,265.00
Unutilised other Sanskrit	1,02,704.00	1,02,704.00
Salary payable - Degree Colleges - Teaching Staff	-	6,68,558.00
Salary payable - Degree Colleges - Non-Teaching Staff	-	93,614.00
Pension Payable - AU Teaching Staff	27,075.00	-
Pension Payable - AU Non-Teaching Staff	23,107.00	-
Payable with respect to deductions from salary - AU	8,15,86,170.00	5,46,89,736.00
Payable with respect to deductions from salary - Colleges	3,72,05,612.00	4,04,19,127.00
Reduction towards NPS and CPF accounts	(1,66,95,599.00)	(48,91,259.00)
TDS Payable	-	2,83,249.00
Agro Economics	8,535.00	-
PLAN A/C:	-	-
Sundry Creditors	-	-
Prof A C Pandey	61,40,738.00	46,53,965.00
Received from G B Pant Institute	1,38,21,424.55	1,35,22,265.55
Unutilised Grants - Others	48,14,666.00	48,14,666.00
TOTAL (A)	17,81,86,035.95	12,93,87,313.55
B. PROVISIONS		
Expenses Payable	11,60,60,864.00	11,60,60,864.00
Liability towards Employees	20,73,85,286.00	20,64,73,104.00
Provision for Employees terminal & retirement benefits	7,24,13,12,236.00	8,77,32,47,816.00
PLAN A/C:	-	-
Expenses -CWS	-	-
Security Deposits	-	3,33,857.00
HOD JK Institute	-	33,240.00
Misc items	-	72,800.00
Dr Dinesh Chandra Pandey	-	35,000.00
TOTAL (B)	7,56,47,58,386.00	9,09,62,56,681.00
TOTAL (A+B)	7,74,29,44,421.95	9,22,56,43,994.55

UNIVERSITY OF ALLAHABAD
PRAYAGRAJ
SCHEDULES FORMING PART OF CONSOLIDATED BALANCE SHEET AS ON 31st MARCH 2025

Amount (Rs.)

SCHEDULE 4 -FIXED ASSETS

SI No	Particulars	Rate of Dep (%)	GROSS BLOCK			DEPRECIATION			NET BLOCK		
			Cost/valuation at the beginning of the year	Additions during the year	Deduction during the year	Cost/valuation at the end of the year	Depreciation at the year beginning	Depreciation for the year	Depreciation at the year end	At the Current year end	At the Previous year-end
A	Assets of AU										
1	Land	0	2,71,47,851.44	-	-	2,71,47,851.44	-	-	-	2,71,47,851.44	2,71,47,851.44
2	Buildings	2	1,53,10,08,394.04	38,42,341.00	-	1,53,48,50,735.04	32,73,53,586.00	3,06,97,018.00	35,80,50,604.00	1,17,68,00,131.04	1,20,36,54,807.04
3	Books	10	63,18,05,060.77	90,06,234.56	-	64,08,11,295.33	61,95,28,134.89	26,43,820.35	62,21,71,955.24	1,86,39,340.09	1,22,76,926.88
4	Computer Peripherals	20	12,54,72,063.00	75,40,559.00	-	13,30,12,622.00	10,23,09,433.00	88,13,814.00	11,11,23,247.00	2,18,89,375.00	2,31,62,630.00
5	Electrical installation & Equipment	5	4,20,55,297.83	-	-	4,20,55,297.83	3,12,38,342.50	21,02,766.00	3,33,41,108.50	87,14,189.33	1,08,16,955.33
6	Furnitures Fixtures & Fittings	7.5	19,53,70,576.80	1,03,73,189.00	-	20,57,43,765.80	14,09,12,136.00	1,54,30,782.00	15,63,42,918.00	4,94,00,847.80	5,44,58,440.80
7	Office equipments	7.5	14,66,94,162.47	74,20,101.00	-	15,41,14,263.47	10,88,06,479.00	80,55,682.33	11,68,62,161.33	3,72,52,102.14	3,78,87,683.47
8	Plant & Machinery	5	1,15,35,18,289.97	4,38,50,720.00	-	1,19,73,69,009.97	60,40,11,825.50	5,98,68,453.00	66,38,80,278.50	53,34,88,731.47	54,95,06,464.47
9	Vehicle	10	1,29,81,895.57	90,80,000.00	-	2,20,61,895.57	79,96,857.21	19,57,583.00	99,54,440.21	1,21,07,455.36	49,85,038.36
			3,86,60,53,591.89	9,11,13,144.56	-	3,95,71,66,736.45	1,94,21,56,794.10	12,95,69,918.68	2,07,17,26,712.78	1,88,54,40,023.67	1,92,38,96,797.79
B	Intangible Assets										
	E Journals	40	5,04,21,659.53	55,18,053.00	-	5,59,39,712.53	4,68,58,152.25	45,82,892.85	5,14,41,045.10	44,98,667.43	35,63,507.28
	E Journals-2021-22	40	31,43,269.00	-	-	31,43,269.00	31,43,268.00	-	31,43,268.00	1.00	1.00
			5,35,64,928.53	55,18,053.00	-	5,90,82,981.53	5,00,01,420.25	45,82,892.85	5,45,84,313.10	44,98,668.43	35,63,508.28
C	Capital work in progress										
			1,42,63,39,950.00	19,44,91,550.00	-	1,62,08,31,500.00	-	-	-	1,62,08,31,500.00	1,42,63,39,950.00
			1,42,63,39,950.00	19,44,91,550.00	-	1,62,08,31,500.00	-	-	-	1,62,08,31,500.00	1,42,63,39,950.00
	Total (A +B + C)		5,34,59,58,470.42	29,11,22,747.56	-	5,63,70,81,217.98	1,99,21,58,214.35	13,41,52,811.53	2,12,63,11,025.88	3,51,07,70,192.10	3,35,38,00,256.07
D	Ishwar Topa Academic Complex										
	Capital work in progress		10,89,88,280.00	-	-	10,89,88,280.00	-	-	-	10,89,88,280.00	10,89,88,280.00
			10,89,88,280.00	-	-	10,89,88,280.00	-	-	-	10,89,88,280.00	10,89,88,280.00
	Grand Total (A +B + C + D)		5,45,49,46,750.42	29,11,22,747.56	-	5,74,60,69,497.98	1,99,21,58,214.35	13,41,52,811.53	2,12,63,11,025.88	3,61,97,58,472.10	3,46,27,88,536.07

FINANCE OFFICER

Finance Officer
Allahabad University

UNIVERSITY OF ALLAHABAD
PRAYAGRAJ
SCHEDULES FORMING PART OF CONSOLIDATED BALANCE SHEET AS ON 31st MARCH 2025

SCHEDULE 5 INVESTMENTS FROM EARMARKED / ENDOWMENT FUNDS

(Amount-'Rs.')

Particulars	Current Year	Previous Year
1 In Central Government Securities		
2 In State Government Securities		
3 Other Approved Securities		
4 Shares		
5 Debentures & Bonds		
6 Term Deposits with Bank	16,96,83,701.63	16,22,52,807.75
7 Others (to be specified)		
TOTAL (A)	16,96,83,701.63	16,22,52,807.75

SCHEDULE 5(A) INVESTMENTS FROM EARMARKED / ENDOWMENT FUNDS(FUND WISE)

(Amount-'Rs.')

Particulars	Current Year	Previous Year
1 Endowment Fund Investment	16,96,83,701.63	16,22,52,807.75
TOTAL (A)	16,96,83,701.63	16,22,52,807.75

SCHEDULE 6 INVESTMENTS OTHERS

(Amount-'Rs.')

A	INVESTMENTS OTHERS	Current Year	Previous Year
1	TDR Guest House SBI 33942947274	9,86,951.15	9,24,111.56
2	TDR Guest House SBI 33942958729	9,86,950.01	9,24,110.50
3	TDR Guest House SBI 33942957453	9,86,950.01	9,24,110.50
4	TDR Guest House SBI 37698601254	11,92,429.85	11,14,420.42
5	TDR Guest House SBI 38795813522	8,29,310.60	7,75,056.64
6	TDR Guest House SBI 34911303894	9,22,263.18	8,64,351.62
7	TDR Guest House SBI 36190445525	16,33,813.85	15,29,788.25
8	TDR Guest House HDFC 5067602025032419	6,70,638.54	-
9	BALLB HONS SBI 35059403015	93,45,179.85	87,33,812.94
10	BALLB HONS SBI 35059404531	93,44,892.48	87,33,544.37
11	BALLB HONS SBI 35059405998	93,44,892.48	87,33,544.37

12	BALLB HONS SBI 35059407622	95,27,351.76	89,04,067.07
13	PNB A/c No.: 1001002100507911 (DFHI Delhi / ICICI Mumbai)	1,93,40,122.00	10,73,40,122.00
14	FDR No. 066013006808 with ICICI Bank	-	2,09,41,548.00
15	FDR No. 066013006807 with ICICI Bank	-	2,09,41,548.00
16	ALLAHABAD UNIVERSITY DST A/C	3,81,58,260.21	3,57,28,708.06
17	ALLAHABAD UNIVERSITY DST A/C	1,89,52,858.41	1,77,46,122.11
18	ALLAHABAD UNIVERSITY UFC PROJECT A/C	1,92,57,356.35	1,80,31,232.54
19	ALLAHABAD UNIVERSITY SC ST A/C	1,09,85,747.51	1,03,73,699.25
20	FINANCE OFFICER ALLAHABAD UNIVERSITY	2,49,088.07	2,33,337.80
21	F.OA.U.A/C SPL. DEV. GRANT BACKWARDSTF Q5	16,44,329.79	15,51,254.52
22	F.OA.U.A/C SPL. DEV. GRANT BACKWARDSTF Q5	5,846.09	5,515.18
23	F.OA.U.A/C SPL. DEV. GRANT BACKWARDSTF Q5	17,02,356.25	16,05,996.46
24	F.OA.U.A/C SPL. DEV. GRANT BACKWARDSTF Q5	16,44,325.03	15,51,250.03
25	F.OA.U.A/C SPL. DEV. GRANT BACKWARDSTF Q5	16,44,315.50	15,51,241.04
26	F.OA.U.A/C SPL. DEV. GRANT BACKWARDSTF Q5	6,222.50	5,870.28
27	F.OA.U.A/C SPL. DEV. GRANT BACKWARDSTF Q5	16,44,326.22	15,51,251.15
28	F.OA.U.A/C SPL. DEV. GRANT BACKWARDSTF Q5	16,44,325.03	15,51,250.03
29	F.O.A.U.A/C SPL. DEV. GRANT BACKWARDSTF Q5	49,452.54	46,303.88
30	FO AU ALLD. & U-SITY ENGINEER AU ALLD.	23,754.25	22,138.16
31	F.O.A.U.A/C SPL. DEV. GRANT BACKWARDSTF Q5	95,594.80	89,508.24
32	F.O.A.U.A/C SPL. DEV. GRANT BACKWARDSTF Q5	16,01,442.50	15,10,794.81
33	M/S FOAU DEVELOPMENT GRANT A/C	14,336.06	13,511.84
34	M/S FOAU DEVELOPMENT GRANT A/C	1,95,400.40	1,84,166.26
35	F.O.A.U. DEVELOPMENT GRANT A/C	7,304.80	6,884.83
36	ALLAHABAD UNIVERSITY PRAYAGRAJ	26,647.99	24,846.61
37	F.O.A.U. DEVELOPMENT GRANT A/C	8,637.65	8,141.05
38	A.U. A/C LEELA SUBH DARSHANI ATAL	1,308.71	1,237.28
39	ALLAHABAD UNIVERSITY GENERAL SCHOLARSHIP A/C	39,25,183.50	37,06,500.00
40	A.U. VOCATIONAL COURSE A/C	19,06,517.70	18,00,300.00
41	F.O.A.U. DEVELOPMENT POST GRADUATE A/C	5,46,50,075.30	5,12,42,452.24
42	FDR WITH HDFC BANK (FDR NO. 50301135299471)	4,00,00,000.00	-
TOTAL (A)		26,51,56,758.89	34,15,27,649.86


FINANCE OFFICER
Finance Officer
Allahabad University

UNIVERSITY OF ALLAHABAD
PRAYAGRAJ
SCHEDULES FORMING PART OF CONSOLIDATED BALANCE SHEET AS ON 31st MARCH 2025

B	INVESTMENTS OF CBCS	Current Year	Previous Year
1	FDR with SBI(Including accrued Interest)	-	-
2	CBCS FDR SBI33602643739	20,24,775.28	18,95,857.00
3	CBCS FDR SBI33602669509	-	18,36,843.21
4	CBCS FDR SBI33602670387	20,24,775.28	18,95,857.00
	TOTAL (B)	40,49,550.56	56,28,557.21

C	INVESTMENTS OF PLAN	Current Year	Previous Year
1	Plan A/c		
2	FDR PLAN 50480079661	1,18,954.94	1,12,115.87
3	FDR All Bank HSS XII PLAN 5032404257	88,20,916.50	83,13,776.15
4	FDR All Bank HSS XII PLAN 5032407778	1,04,11,900.33	98,13,289.66
4	Auto Sweep FDRs	24,630.00	24,630.00
5	FDRs of Library Development (PNB 100100PU00028159)	4,99,22,127.48	4,67,43,565.06
6	FDRs of Merged Scheme (PNB 100100PU00028140)	2,30,48,132.36	2,14,90,100.10
	TOTAL (C)	9,23,46,661.61	8,64,97,476.84
	TOTAL (A + B + C)	36,15,52,971.06	43,36,53,683.91


FINANCE OFFICER
 Finance Officer
 Allahabad University


UNIVERSITY OF ALLAHABAD
PRAYAGRAJ
SCHEDULES FORMING PART OF CONSOLIDATED BALANCE SHEET AS ON 31st MARCH 2025

SCHEDULE 7 - CURRENT ASSETS

(Amount-'Rs.')

Particulars	Current Year	Previous Year
1. Stock:	-	-
a) Stores and Spares	-	-
b) loose Tools	-	-
c) Publications	-	-
d) laboratory chemicals, consumables and glass ware	-	-
e) Building Material	-	-
f) Electrical Material	-	-
g) Stationery	-	-
h) Water supply material	-	-
2. Sundry Debtors:	-	-
a) Debts Outstanding for a period exceeding six months	-	-
b) Others '	-	-
Sundry Debtors-Grant Receivable	-	-
3. Cash and Bank Balances	-	-
a) With Scheduled Banks:		
In Current A/cs	-	-
In Term Deposits	-	-
In Savings Bank A/cs	1,57,36,07,213.58	1,67,47,84,937.19
b) With non-Scheduled Banks: I	-	-
In Term Deposits	-	-
In Savings Bank A/cs	-	-
4. Post Office- Savings Accounts I	-	-
TOTAL	1,57,36,07,213.58	1,67,47,84,937.19

Hind...
FINANCE OFFICER
Finance Officer
Allahabad University
✓

UNIVERSITY OF ALLAHABAD
PRAYAGRAJ
SCHEDULES FORMING PART OF CONSOLIDATED BALANCE SHEET AS ON 31st MARCH 2025

ANNEXURE A TO SCHEDULE 7

(Amount-'Rs.')

Particulars		Current Year	Previous Year
	Cash & Bank Balance		
	Cash in Hand		
A	Saving Bank A/c balances :		
1	Axis Bank A/c No. 919010087212558	15,11,928.77	11,26,134.80
2	Canara Bank- A.U. HEFA PrincipaA/c No. 110188173649	78,06,350.00	-
3	HDFC Bank A.C No. 50100206833225	45,892.99	45,890.99
4	HDFC Bank A/c No. 50100241126074	2,636.18	2,558.18
5	HDFC Bank A.C No. 50100281179820	4,89,54,536.01	7,20,90,132.01
6	HDFC Bank A/c No. 50100488129482	7,08,207.24	4,61,244.96
7	HDFC Bank A/c No. 50100488129495	3,75,841.72	6,54,683.63
8	HDFC Bank A/c No. 50100490917781(Meet Account)	4,69,30,411.00	-
9	HDFC Bank A/c No. 50100561896221	61,977.00	59,715.00
10	H.D.F.C. Bank Misc. Events A/c No. 50100490917831	10,83,076.00	-
11	ICICI BANK A/C NO. 066001000726	1,39,09,319.28	1,04,40,198.00
12	ICICI Bank A/c No. 066001000728	13,79,107.00	-
13	P.N.B.A/c NO. 1001000100217649 AU UNION FEES III	-	27,925.00
14	P.N.B.A/c No. - 1001000100229307	2,70,16,674.13	9,88,13,629.89


FINANCE OFFICER

Finance Officer
Allahabad University

UNIVERSITY OF ALLAHABAD
PRAYAGRAJ
SCHEDULES FORMING PART OF CONSOLIDATED BALANCE SHEET AS ON 31st MARCH 2025

(Amount-'Rs.')

	CURRENT ASSETS (BANK BALANCES)	Current Year	Previous Year
15	P.N.B.A/c No. - 1001000100262603	7,65,15,418.03	14,67,31,009.03
16	P.N.B.A/c No. - 1001000100614152	2,77,79,385.25	2,70,28,460.25
17	P.N.B.A/c No. - 1001000100638763	21,161.89	20,599.89
18	P.N.B.A/c No. - 1001000100645596	39,46,658.49	38,39,973.49
19	P.N.B A/c No. 1001000100734720	11,31,63,348.19	14,86,74,485.64
20	P.N.B.A/c No. - 1001000100734739	29,89,07,768.66	30,01,22,445.66
21	PNB A/c No. 1029102000007382 LIC (AU - T & NT)	2,51,39,149.00	1,70,03,146.00
22	P.N.B. Bank A/c 1001000100758456	1,42,42,444.00	25,99,531.00
23	PNB Bank A/c No. 1001000100754964	4,74,95,953.82	2,81,78,732.02
24	PNB Bank A/c No. 1001000100758164	18,80,477.00	18,80,477.00
25	PNB Bank A/c No. 1001000100767904 (Overhead)	1,76,07,458.78	-
26	PNB Bank A/c No. 1001000100767913	10,540.78	-
27	PNB Bank A/c No. 1001002100507911	55,92,994.18	-
28	Punjab National Bank A/c No. 1001000100717699	11,30,15,088.67	11,25,25,079.17
29	Punjab National Bank A/c No. 1001000100754946	1,04,70,417.37	69,65,692.40
30	R.B.I. A/C NO. 10671301085	5,15,189.00	8,05,11,709.00
31	S.B.I. Account No. 30067613723 G.P.F. (A.U.) T/NT	6,44,83,367.24	1,11,85,009.74
32	S.B.I A/c No. 0199102000012926- GI (AU-T&NT)	35,43,960.00	24,67,755.00
33	S.B.I. A/C No. 1001000100608531 GPF (DC - T & NT)	98,48,428.30	1,15,03,609.30
34	S.B.I. A/c No. 10341398826 M.T UNION FEES III	43,535.00	43,505.00
35	S.B.I. A/c No. 10341398848 - CPF (AU - T & NT)	-	-
36	S.B.I. A/c No. 30091788716 SECURITY DEPOSIT	80,26,197.00	30,75,630.00
37	S.B.I. A/c No. 30835649612 COMPU & VEHICLE ADV	1,99,58,059.50	1,94,11,195.50
38	S.B.I. A/c No. 31121905413	3,27,24,661.07	2,33,55,804.27
39	S.B.I. A/c No. 32096298495 CHS AU & DC- T&NT	1,56,09,906.50	3,60,71,612.50
40	S.B.I. A/c No. 86162010053001 CPF (DC - T & NT)	-	2,50,640.00
41	S.B.I. A.C. No. HRD 32778980203	26,72,807.78	25,99,504.78
42	S.B.I. Bank A/C No. 30231287861 -NPS A/C (AU & DC)	-	-

43	S.B.I. Bank A/c No. 42784308511	4,26,00,564.50	1,00,00,000.00
44	S.B.I. Bank CSR A/c No. 43551523274	6,06,65,630.00	-
45	State Bank of India A/c No. 10341400188	8,64,702.51	8,69,309.51
46	State Bank of India A/c No. 31110362557	4,10,89,173.98	5,25,56,153.48
47	State Bank of India A/c No. 36588295362	2,71,53,498.89	4,97,08,509.89
48	State Bank of India A/c No. 36938298459	1,66,24,926.13	2,28,81,911.69
49	State Bank of India (CBCS) A/c No. 32804295211	23,24,807.79	16,78,032.29
50	Union Workers A/c No. (V) 10341399079	1,15,270.00	39,130.00
TOTAL OF A		1,25,44,38,906.62	1,30,75,00,765.96


FINANCE OFFICER
Finance Officer
Allahabad University

UNIVERSITY OF ALLAHABAD
PRAYAGRAJ
SCHEDULES FORMING PART OF CONSOLIDATED BALANCE SHEET AS ON 31st MARCH 2025

(Amount-'Rs.')

Particulars	Current Year	Previous Year
CURRENT ASSETS (BANK BALANCES)		
(B)		
(i) OBC		
HDFC Bank 08611450000417 OBC Grant	38,35,027.57	37,22,330.57
PNB A/C No. 1001000100715655 Constituent Colleges (OBC)	47,99,824.79	42,65,649.79
(ii) PLAN	-	-
1 PNB PLAN A/C No. 1001000100614170	5,06,95,391.79	4,93,39,214.79
2 PNB Library Development A/C 1001000100653708	13,16,694.34	12,81,102.34
3 PNB Merged Scheme Plan A/C 1001000100653984	10,75,964.99	10,46,879.99
4 PNB D. Phil Scholarship A/C 1001000100653993	19,61,280.64	19,08,263.64
5 PNB Rajiv Gandhi Chair A/C No. 1001000100633625	1,00,640.19	97,968.19
6 SBI CWS A/C No. 31091902966	1,30,842.28	1,43,555.00
7 SBI GTPSC A/C No. 10341399160	-	6,48,752.97
8 PNB XTH PLAN A/C No. 1001000100653692	1,07,40,063.59	1,02,43,539.59
9 PNB XII PLAN A/C No. 1001000100674880	37,89,264.73	36,91,487.73
10 PNB (Gem A/C) 1001000100733864	5,16,433.64	5,02,723.64
(iii) Endowment A/cs	-	-
P.N.B 1001000100250316 (Pt. G.N.Jha Peeth)	1,21,85,755.09	1,15,13,073.09
P.N.B 1001000100214013 (Neerala Peeth)	49,01,504.00	47,69,008.00
P.N.B 1001000100204353 (M.N Saha Chair Nidhi)	2,25,26,664.24	2,22,84,568.24
Sweep in FDR with Punjab National Bank Colonelganj	1,09,17,324.00	1,03,17,324.00
(iv) Non - Operating Accounts :	-	-
P.N.B. 1001000100614134 (Misc.)	-	8,206.00
P.N.B. 1001000100614161	2,06,624.65	2,06,624.65
P.N.B. 978 (Misc.)	4,20,604.63	4,20,604.63
P.N.B. A/C No. 13757 (Back Sch.)	810.00	810.00
Pla A/C 844800120060200	54,80,029.00	54,80,029.00

S.B.I. (Even. Class) A/C No. 64251	-	4,70,000.00
S.B.I. A/C No. 70052 (Fees)	11,51,368.54	11,51,368.54
S.B.I. Income 10341397185	17,27,101.53	17,27,101.53
S.B.I. PGAT 30363902264	-	2,64,321.00
UGAT 60116	-	30,790.00
(v) Relating to Institute of Professional Studies (IPS)	5,99,18,066.56	16,79,16,160.84
(vi) Relating to research projects	12,07,71,026.17	6,38,32,713.47
TOTAL OF B	31,91,68,306.96	36,72,84,171.23
TOTAL OF A + B	1,57,36,07,213.58	1,67,47,84,937.19

Himanshu
FINANCE OFFICER

Finance Officer
Allahabad University

UNIVERSITY OF ALLAHABAD
PRAYAGRAJ

SCHEDULES FORMING PART OF CONSOLIDATED BALANCE SHEET AS ON 31st MARCH 2025

SCHEDULE 8 - LOANS, ADVANCES & DEPOSITS

(Amount-'Rs.')

Particulars	Current Year	Previous Year
1 Advances to employees(Non Interest bearing)		
a.) Salary	-	-
b.) Festival	-	-
c.) Medical	-	-
d.) others	-	-
2 Long Term Advances to employees (Interest bearing)	11,14,323.00	10,89,643.00
3 Advances and other amounts recoverable in cash or in kind or value to be received	-	-
4 Prepaid expenses	-	-
5 Deposits	-	-
6 Income Accrued	-	-
7 Others	-	-
a) Against expenses etc to employees etc	17,86,58,088.50	16,26,64,628.75
b) Related to Endowment Funds - As per groupings attached	17,92,675.00	17,92,675.00
c) Others (includes income due unrealized)	-	-
d) TDS - A.Y. 2023-24	-	42,64,601.00
e) TDS - A.Y. 2024-25	-	69,55,032.00
f) TDS - A.Y. 2025-26	62,03,821.00	-
8 Loans & Advances of CFDT	1,05,000.00	1,05,000.00
9 Loans & Advances of CCE	18,500.00	18,500.00
10 Loans & Advances of CFT	1,60,670.00	2,17,000.00
11 Loans & Advances of CMS	9,000.00	5,000.00
12 Loans & Advances of IPS	5,000.00	5,000.00
Capital A/c:	-	-
a- Against expenses etc to employees & Others - As per groupings attached	91,34,660.00	94,47,343.00
TOTAL	19,72,01,737.50	18,65,64,422.75

Himanshu

FINANCE OFFICER

UNIVERSITY OF ALLAHABAD
PRAYAGRAJ
SCHEDULES FORMING PART OF CONSOLIDATED INCOME AND EXPENDITURE ACCOUNT FOR THE YEAR ENDED ON 31st MARCH 2025

SCHEDULE 09 - ACADEMIC RECEIPTS

(Amount-'Rs.')

Particulars	Current Year	Previous Year
Fee from students :		
A) Academic, Examination & Others	28,72,46,715.69	17,39,10,573.33
B.) Admission Test Fee	16,38,35,796.50	14,34,34,568.00
C.) Other academic Reciepts	-	-
Less: Fees Returned	(20,38,135.00)	(65,98,762.30)
TOTAL	44,90,44,377.19	31,07,46,379.03

Himanshu

FINANCE OFFICER

Finance Officer
Allahabad University

UNIVERSITY OF ALLAHABAD
PRAYAGRAJ

SCHEDULES FORMING PART OF CONSOLIDATED INCOME & EXPENDITURE FOR THE YEAR ENDED 31st MARCH 2025

SCHEDULE-10 - GRANTS & DONATIONS

(Amount-'Rs.')

Particulars	Current Year	Previous Year
Balance B/F		
Add: Reciepts during the year		
A) UGC	5,84,39,15,135.00	6,04,11,61,314.00
B)JRF/SRF/PDF/MTECH Scholarship Grant	-	-
Rajiv Gandhi Chair	-	-
Others Including Project Grants	2,84,45,258.30	1,23,53,442.96
Utilisation of Sansad Nidhi for Hindi deptt building	-	-
Grant for Sanskrit Department (2020-21)	-	-
Total	5,87,23,60,393.30	6,05,35,14,756.96
Utilisation:		
Grant lapsed and returned to RBI	5,15,189.00	8,05,11,709.00
Refund to UGC Interest (of 2023-24)	21,81,515.00	-
Utilised towards Capital Expenditure	27,47,38,778.00	34,17,36,562.00
Grant of G. B. Pant	10,02,00,000.00	10,86,33,054.00
Utilised towards Revenue Expenditure:	5,49,47,24,911.30	5,52,26,33,431.96
Remaining Unutilised:	-	-
Total	5,87,23,60,393.30	6,05,35,14,756.96


FINANCE OFFICER

Finance Officer
Allahabad University

UNIVERSITY OF ALLAHABAD
PRAYAGRAJ
SCHEDULES FORMING PART OF CONSOLIDATED INCOME & EXPENDITURE FOR THE YEAR ENDED 31st MARCH 2025

SCHEDULE 11 - INCOME FROM INVESTMENTS

(Amount-'Rs.')

Particulars	Earmarked/ Endowment Funds		Other Investments	
	Current Year	Previous Year	Current Year	Previous Year
1- Interest				
A - On Government Securities	-	-	7,99,20,374.00	4,00,31,667.29
B - Other Bonds / Debentures	-	-	-	-
C - Plan	-	-	58,49,184.77	34,65,569.84
2- Interest on Term Deposit	1,01,33,271.10	95,54,176.59	1,38,40,400.59	1,60,32,338.81
3- Income accrued but not due on Term Deposit/ Interest bearing advances to employee	-	-	-	-
4- Interest on Saving Accounts	22,23,218.00	8,86,353.00		-
5-Other (Deductibles):				
TDS & Bank Charges	-	-	-	-
TOTAL	1,23,56,489.10	1,04,40,529.59	9,96,09,959.36	5,95,29,575.94
Transferred to Earmarked/Endowment Funds	1,23,56,489.10	1,04,40,529.59		
Balance	-	-		


FINANCE OFFICER

Finance Officer
Allahabad University

UNIVERSITY OF ALLAHABAD
PRAYAGRAJ

SCHEDULES FORMING PART OF CONSOLIDATED INCOME & EXPENDITURE FOR THE YEAR ENDED 31st MARCH 2025

SCHEDULE 12 - INTEREST EARNED

(Amount-'Rs.')

<u>Particulars</u>	<u>Current Year</u>	<u>Previous Year</u>
1. On Savings Accounts with scheduled banks	3,20,56,246.94	3,08,59,078.40
a- OBC	1,12,697.00	1,09,829.00
b- OBC Colleges	3,37,175.00	1,15,619.00
c- PLAN and other than OBC	11,60,313.00	19,85,900.00
d- GPF A/c - AU and Colleges	4,29,999.00	6,72,196.00
e - NPS A/c	-	-
f - CPF A/c	-	-
2. On Loans	-	-
a) Employees	-	-
a) Others	-	-
3. On Debtor's and Others Receivables	-	-
Total	3,40,96,430.94	3,37,42,622.40


FINANCE OFFICER
Finance Officer
Allahabad University


UNIVERSITY OF ALLAHABAD
PRAYAGRAJ

SCHEDULES FORMING PART OF CONSOLIDATED INCOME & EXPENDITURE FOR THE YEAR ENDED 31st MARCH 2025

SCHEDULE 13 - OTHER INCOME

(Amount-'Rs.')

Particulars	Current Year	Previous Year
A.) Income from Land & Building		
Guest House	29,80,074.00	31,05,175.00
Rent & Electricity Charges Recovered etc	2,77,53,937.68	2,36,50,990.60
B.) Others	-	-
CPF Reciepts	-	-
Balance tranfer of Dr. Santosh Bhadoria	-	-
Income from Application forms/fee (Recruitment)	-	-
Reimbursment from Bihar State Government	-	-
CSR Income	-	-
Income from Tender/Processing Fee	-	19,156.40
Miscellaneous Receipt	1,72,66,714.00	1,33,69,805.60
Interest on income tax refund	2,40,084.00	1,23,830.00
TDS - A.Y. 2024--25	-	69,55,032.00
Donation income	-	59,203.00
Scrap Sale	-	35,21,186.00
Overhead from projects	8,35,714.00	20,65,366.00
Library dues Received	8,847.00	24,822.00
EMD Money Non-refundable	-	-
Movie shooting	-	6,00,000.00
Balances written back	92,28,529.00	-
Round off	(1.00)	(50.00)
Alumni Meet	38,98,367.00	-
Retired Employees Medical Fund Contribution	40,74,800.00	53,61,800.00
C.) Plan	-	-
TOTAL	6,62,87,065.68	5,88,56,316.60


 FINANCE OFFICER
 Finance Officer
 Allahabad University

UNIVERSITY OF ALLAHABAD
PRAYAGRAJ

SCHEDULES FORMING PART OF CONSOLIDATED INCOME & EXPENDITURE FOR THE YEAR ENDED 31st MARCH 2025

SCHEDULE 14 - PRIOR PERIOD INCOME

(Amount-'Rs.')

Particulars	Current Year	Previous Year
Academic Receipts	-	-
Income from Investments	-	-
Interest Income	-	-
Others	1,20,74,183.75	23,40,525.00
Total	1,20,74,183.75	23,40,525.00


FINANCE OFFICER

Finance Officer
Allahabad University
w

UNIVERSITY OF ALLAHABAD
PRAYAGRAJ
SCHEDULES FORMING PART OF CONSOLIDATED INCOME & EXPENDITURE FOR THE YEAR ENDED 31st MARCH 2025

SCHEDULE 15 - STAFF PAYMENTS & BENEFITS (ESTABLISHMENT EXPENSES)

(Amount-'Rs.')

Particulars	Current Year	Previous Year
Colleges :		
Salary,Honourarium & Allowances etc.	1,40,15,35,187.00	1,53,85,79,162.00
CHS Colleges	-	-
Leave Travel Concession	16,07,467.00	18,27,984.00
Children Education Allowance	82,03,882.00	75,58,440.00
Medical Reimbursement	91,08,782.00	2,41,19,512.00
Contribution to NPS	7,50,78,068.00	5,93,27,084.00
Contribution to CPF	-	85,200.00
Earned Leave Encashment	6,38,282.00	9,75,322.00
Particulars		
UNIVERSITY		
Salary,Honourarium & Allowances etc.	1,99,18,11,887.00	1,92,80,93,769.00
Salary BALLB	98,29,393.00	95,43,486.00
Contribution to Pension Fund	13,24,227.00	9,65,202.00
Leave Travel Concession	22,47,913.00	22,05,113.00
Medical Expenses	9,49,49,379.00	6,09,00,791.00
Contribution to NPS	12,77,53,099.00	10,94,34,589.00
Salary (WSC/plan)	-	-
Employee Retirement and Terminal Benefits (As per Schedule 15-A)	14,64,68,330.00	85,63,73,491.00
TOTAL	3,87,05,55,896.00	4,59,99,89,145.00


FINANCE OFFICER

Finance Officer
Allahabad University

UNIVERSITY OF ALLAHABAD
PRAYAGRAJ

SCHEDULES FORMING PART OF INCOME & EXPENDITURE FOR THE YEAR ENDED 31-03-2025

SCHEDULE 15 A - EMPLOYEE RETIREMENT AND TERMINAL BENEFITS

(Amount-'Rs.')

Particulars	Current Year	Previous Year
Opening Balance	8,77,32,47,816.00	11,03,21,79,625.00
Add: Capitalized Value of Contribution Received from other Organization	-	-
Less : Actual payments of last year included in opening balance	-	1,53,87,84,035.00
Total (a)	8,77,32,47,816.00	9,49,33,95,590.00
Less: Actual Payment during the Year (b)	1,66,96,50,278.00	1,57,65,21,265.00
Balance Available on 31.03.2025 (c = a -b)	7,10,35,97,538.00	7,91,68,74,325.00
Provision required on 31.03.2025 as per Actuarial Valuation (d)	-	-
Towards current cost of service	6,59,31,39,309.00	8,12,50,74,889.00
Towards past service cost*	64,81,72,927.00	64,81,72,927.00
(* Please refer notes to the accounts)		
Total (d)	7,24,13,12,236.00	8,77,32,47,816.00
A. Net Provision to be made in the Current Year BS (d-c)	13,77,14,698.00	85,63,73,491.00
Retirement & Terminal Benefit Colleges Employees (Paid) :		
Leave Encashment	7,79,65,701.00	12,24,84,223.00
Pension Colleges	47,99,03,693.00	34,56,27,573.00
Gratuity Colleges	6,48,91,307.00	3,60,28,485.00
Retirement & Terminal Benefit AU Employees :		
Leave Encashment	5,60,48,916.00	14,76,22,954.00
Pension AU	90,48,70,447.00	83,92,22,928.00
Gratuity AU	8,59,70,214.00	8,55,35,102.00
	-	-
Grand Total	1,66,96,50,278.00	1,57,65,21,265.00


FINANCE OFFICER

Finance Officer
Allahabad University

UNIVERSITY OF ALLAHABAD
PRAYAGRAJ

SCHEDULES FORMING PART OF CONSOLIDATED INCOME & EXPENDITURE FOR THE YEAR ENDED 31st MARCH 2025

SCHEDULE 16 - ACADEMIC EXPENSES

(Amount-'Rs.')

PARTICULARS	Current Year	Previous Year
A.) Laboratory Expenses	54,48,108.00	5,52,779.00
B.) Field Work /Participation in Conferences	7,56,478.00	12,89,754.00
C.) Convocation Expenses	9,90,568.00	2,57,942.00
D.) Payment to Visiting Faculty	2,74,500.00	1,80,000.00
E.) Examination	-	-
Examination Vahan Expenses	-	-
TA Exam	-	-
Central Evaluation	-	-
Confidential and other Printing Exam	-	-
Kakshmirishan & Other Remunerations	-	-
Remuneration to Examiners	-	-
Sundry expenses examination	5,22,42,548.00	1,80,99,200.00
F.) Student Welfare Expenses	7,75,850.00	-
G.) UGC Fellowship	-	-
H.) Ceremonies,Cultural,games Etc Expenses	23,94,032.00	34,09,677.00
I.) Other Expenses	2,37,563.00	5,84,754.00
J.) Expenses on seminar / workshops	8,14,000.00	7,21,416.00
K.)ADMISSION TEST :	1,34,43,444.00	19,90,127.00
L.)Admission Work Expenses (Regrouped)	-	-
Advertisement	-	-
Confidential Work	-	-
Printing & Stationery	44,923.00	36,792.00
Others -	4,44,074.00	69,25,703.80
M.)U.G.C NET/D.Phil Fellowship Expenses	2,97,37,051.00	3,42,58,957.00
Rajiv Gandhi Chair Expenses	-	24,00,000.00
N.) Academic Activities	-	73,700.00
O.) Pre Deposited Fee Refund	13,37,000.00	5,20,000.00
P.) Caution Money Returned	17,88,507.00	36,000.00
Q.) Refund of Project Fee	7,05,000.00	-
R.) Lab Expenses	8,74,920.00	9,77,923.00
S.) Soft Skill Training & Educational Visit	1,35,065.00	-
TOTAL	11,24,43,631.00	7,23,14,724.80


FINANCE OFFICER

**UNIVERSITY OF ALLAHABAD
PRAYAGRAJ**
SCHEDULES FORMING PART OF CONSOLIDATED INCOME & EXPENDITURE FOR THE YEAR ENDED 31st MARCH 2025

SCHEDULE 17 - ADMINISTRATIVE AND GENERAL EXPENSES

(Amount-'Rs.')

Particulars	Current Year	Previous Year
A.U.		
A.)Infrastructure		
1.Electricity Charges	7,12,30,360.80	7,15,57,439.80
2.Genset Running / Diesel Expenses	5,51,502.00	10,82,189.00
3.Water Charges	46,03,613.00	46,43,266.00
4.Insurance	15,21,407.00	12,57,644.00
5.Rent/Rates and Taxes		
6.Property Tax	78,12,093.00	69,54,942.00
7. Security / outsourcing	17,74,96,050.00	15,99,16,693.00
B.) Communication-		
1.Postage & Stamp	1,51,930.00	1,16,423.00
2.Telephone & Internet Expenses	16,15,079.00	23,74,428.00
C.) Others		
1. Printing	4,24,04,485.00	1,23,07,543.00
2. Stationery	64,12,209.00	20,03,553.00
3. Travelling & Coveyance Charges	21,25,640.00	12,38,192.00
4. Professional and Legal Charges	24,69,949.00	34,94,238.00
5. Advertisement & Publicity	25,43,931.00	16,05,397.00
6. Wages to Daily Wagers	34,17,522.00	44,44,737.00
7. Guest House Expenses	4,99,451.00	74,750.00
		Contd...

Particulars	Current Year	Previous Year
8. Hospitality	7,59,798.00	5,14,460.00
9.V.C Discretionary Fund		
10.Securities, electronics & Surveillance Expenses		
11. Proctor Office Expenses	29,158.00	22,246.00
12. Miscellaneous Expenses		
a.) Imperest		
b.) Poor Boys Fund		
c.) Medicine		
d.) Computer Networking		
e.) Horticulture	79,405.00	2,45,871.00
f.) Others	32,57,23,582.80	11,61,085.00
		27,50,15,096.80
Colleges		
A.)Infrastructure		
1.Electricity Charges	1,08,36,161.00	90,01,067.00
2.Genset Running/Diesel Expenses		
3.a.Property Tax	9,78,867.00	2,80,742.00
b.Water tax and charges	4,64,176.00	3,24,378.00
B.) Communication-		
1. Telephone & Internet Expenses		
C.) Others		
1.Printing &Stationery		
2.Wages to Daily Wagers		
3.Miscellaneous Expenses	-	-
4.Advertiesment		
5.TA Colleges		
6. Horticulture	-	-
	1,22,79,204.00	96,06,187.00
TOTAL	33,80,02,786.80	28,46,21,283.80


FINANCE OFFICER

Finance Officer
Allahabad University

UNIVERSITY OF ALLAHABAD
PRAYAGRAJ
SCHEDULES FORMING PART OF CONSOLIDATED INCOME AND EXPENDITURE ACCOUNT FOR THE YEAR ENDED ON 31st MARCH 2025

SCHEDULE 18 -TRANSPORTATION EXPENSES

(Amount-'Rs.')

<u>Particulars</u>	Current Year	Previous Year
1. Vehicles (owned by institution)		
a) Running Expenses	40,06,730.00	41,93,551.00
b) Repairs & Maintenance	4,36,085.00	2,04,137.00
c) Insurance Expenses	1,34,708.00	1,30,654.00
2. Vehicles taken on rent/lease	-	-
a) Rent/lease expenses	-	-
3. Vehicles (Taxi) hiring expenses	-	-
4. Others	-	-
TOTAL	45,77,523.00	45,28,342.00

Himanshu
FINANCE OFFICER

Finance Officer
Allahabad University
w

UNIVERSITY OF ALLAHABAD
PRAYAGRAJ

SCHEDULES FORMING PART OF CONSOLIDATED INCOME AND EXPENDITURE ACCOUNT FOR THE YEAR ENDED ON 31st MARCH 2025

SCHEDULE 19 - REPAIRS & MAINTENANCE

(Amount-'Rs.')

Particulars	Current Year	Previous Year
Repair & Maintenance AU		
Repair & Maintenance AU-Civil	2,57,73,296.00	60,92,635.00
Repair & Maintenance AU-Electricals	60,94,999.00	35,297.00
Repair & Maintenance AU-Others	3,59,57,649.00	3,00,69,972.00
Repair & Maintenance AU-Office Equipment	13,28,156.00	5,67,154.00
Repair & Maintenance - G B Pant Institute	-	-
Repair & Maintenance Collages	-	-
Repair & Maintenance Collages-Civil	-	-
Repair & Maintenance Collages-Electricals	-	-
TOTAL	6,91,54,100.00	3,67,65,058.00


FINANCE OFFICER

Finance Officer
Allahabad University
✓

UNIVERSITY OF ALLAHABAD
PRAYAGRAJ

SCHEDULES FORMING PART OF CONSOLIDATED INCOME AND EXPENDITURE ACCOUNT FOR THE YEAR ENDED ON 31st MARCH 2025

SCHEDULE 20 - FINANCIAL COSTS

(Amount-'Rs.')

Particulars	Current Year	Previous Year
a) Bank charges	1,54,326.30	3,48,231.41
b) Bank charges-plan	-	-
c) Other - Interest paid to UGC	-	10,45,000.00
d) Other - Lien charges	-	-
TOTAL	1,54,326.30	13,93,231.41


FINANCE OFFICER

Finance Officer
Allahabad University

UNIVERSITY OF ALLAHABAD
PRAYAGRAJ

SCHEDULES FORMING PART OF CONSOLIDATED INCOME AND EXPENDITURE ACCOUNT FOR THE YEAR ENDED ON 31st MARCH 2025

SCHEDULE 21 -OTHER EXPENSES

(Amount-'Rs.')

Particulars	Current Year	Previous Year
Alumni Expenses	1,31,27,257.00	50,00,000.00
Day Care Centre- Expenses	58,500.00	9,850.00
TDS Expenses (IT, GST etc.)	15,47,540.00	4,07,626.00
Library Expenses	15,73,282.00	10,23,206.00
Advances written off	14,54,963.00	17,42,128.00
Function Expenses	45,500.00	81,400.00
NCC Expenses	8,89,900.00	11,21,266.20
Refreshment Expenses	5,14,511.00	8,02,714.00
Office Expenses	14,05,522.00	4,33,920.00
Miscellaneous Expenses	1,14,53,759.20	90,00,259.00
Membership fee	59,000.00	59,000.00
Meeting Expenses	19,800.00	-
Newspaper Expenses	26,394.00	11,068.00
Participant Expenses	8,100.00	39,208.00
TV Recharge Expenses	26,205.00	17,020.00
Contingency Expenses	88,134.00	-
Counselling Expenses	5,25,326.00	-
Imprest Expenses	12,68,855.00	68,364.00
Other Expenses	32,95,476.00	-
Recruitment for Centre Charge	13,07,250.00	-
Refresher Course Payment (AU) Teaching/N/T- HRDC	32,18,948.00	-
Sitting Fees	5,000.00	-
Sports Board- Expenses	2,95,434.00	-
Student Facilities Fund Expenses	1,68,600.00	-
Unassigned Grant	3,47,960.00	-
Advisory / selection committee expenses	-	8,875.00
Miscellaneous Expenses/Contingencies	59,519.00	18,602.00

Share to university of annual income	13,43,10,528.00	19,70,600.00
PLAN :	-	-
Bank Charges (Plan)	-	-
Other Expenses(Rajiv Gandhi Chair)	-	-
Expenses of WSC	-	-
TOTAL	17,71,01,263.20	2,18,15,106.20

H. Singh

FINANCE OFFICER

Finance Officer
Allahabad University


UNIVERSITY OF ALLAHABAD
PRAYAGRAJ
SCHEDULES FORMING PART OF CONSOLIDATED INCOME AND EXPENDITURE ACCOUNT FOR THE YEAR ENDED ON 31st MARCH 2025

SCHEDULE 22 - PRIOR PERIOD EXPENSES

(Amount-'Rs.')

Particulars	Current Year	Previous Year
Other Expenses	27,23,56,278.00	5,68,42,692.03
Total	27,23,56,278.00	5,68,42,692.03


FINANCE OFFICER

Finance Officer
Allahabad University


**SALARY, RECURRING
&
CAPITAL**

UNIVERSITY OF ALLAHABAD
PRAYAGRAJ
BALANCE SHEET AS ON 31st MARCH 2025

(Amount-'Rs.')

SOURCES OF FUNDS	Schedule	Current Year	Previous Year
Corpus/Capital Fund	1	(2,50,32,47,884.37)	(4,07,30,39,455.27)
Designated/Earmarked/Endowment Funds	2	22,20,07,623.96	21,29,29,456.08
Current Laibilities & Provisions	3	7,71,02,85,409.55	9,22,48,64,689.55
TOTAL		5,42,90,45,149.14	5,36,47,54,690.36
APPLICATION OF FUNDS			
Fixed Assets			
Tangible Assets	4	1,57,36,68,339.67	1,60,07,06,474.79
Intangible Assets		44,98,668.43	35,63,508.28
Capital Work-In-Progress	4	1,72,98,19,780.00	1,53,53,28,230.00
Investments from Earmarked / Endowment Funds	5	-	-
Long Term		16,96,83,701.63	16,22,52,807.75
Short Term		-	
Invesments - Others	6	36,15,52,971.06	43,36,53,683.91
Current Assets	7	1,39,29,18,120.85	1,44,30,36,062.88
Loans,Advances & Deposits	8	19,69,03,567.50	18,62,13,922.75
TOTAL		5,42,90,45,149.14	5,36,47,54,690.36
Significant Accounting Policies	23		
Contingent Laibilities & Notes to Accounts	24		


FINANCE OFFICER
 Finance Officer
 Allahabad University


UNIVERSITY OF ALLAHABAD PRAYAGRAJ
INCOME & EXPENDITURE ACCOUNT FOR THE YEAR ENDED 31st MARCH 2025

(Amount-'Rs.')

Particulars	Schedule	Current Year	Previous Year
INCOME			
Academic Receipts	9	39,25,84,022.47	25,14,60,234.59
Grants & Donations - UGC	10	5,64,46,63,538.00	6,02,89,14,098.00
Grants & Donations - UGC Others		-	1,22,47,216.00
Income from investments	11	9,96,09,959.36	5,95,29,575.94
Interest earned	12	2,57,02,809.24	2,53,76,388.00
Other Income	13	6,62,63,415.68	5,88,51,386.60
Prior Period Income	14	75,82,583.75	23,40,525.00
TOTAL (A)		6,23,64,06,328.50	6,43,87,19,424.13
EXPENDITURE			
Staff Payments & Benefits (Establishment Expenses)	15	3,84,22,96,763.00	4,57,27,38,277.00
Academic Expenses	16	10,73,22,709.00	7,04,37,005.80
Administrative and General Expenses	17	33,80,02,786.80	28,46,21,283.80
Transportation Expenses	18	45,77,523.00	45,28,342.00
Repairs & Maintenance	19	6,79,17,697.00	3,61,43,891.00
Finance costs	20	1,09,565.30	13,93,231.41
Depreciation	4	10,63,50,202.53	11,40,25,615.34
Other Expenses	21	4,26,27,151.20	1,97,48,665.20
Prior Period Expenses	22	27,00,48,765.00	5,49,71,195.03
Grant refunded to UGC		-	-
TOTAL (B)		4,77,92,53,162.83	5,15,86,07,506.58
Balance being excess of Income Over expenditure (A- B)		1,45,71,53,165.67	1,28,01,11,917.55
Transfer to/from Designated Fund (Specify each)		-	-
Building Fund		-	-
Others (Specify)		-	-
Balance being surplus/(Deficit)Carried to Capital Fund		1,45,71,53,165.67	1,28,01,11,917.55
Significant Accounting policies	23		
Contingent Laibilities & Notes to Accounts	24		


FINANCE OFFICER

Finance Officer
Allahabad University

**UNIVERSITY OF ALLAHABAD
PRAYAGRAJ
RECEIPTS AND PAYMENTS ACCOUNTS
(RECURRING GROUP OF A/Cs)
FOR THE YEAR ENDED ON 31st MARCH 2025**

(Amount-'Rs.')

Receipts	Current Year		Previous Year	
Opening Cash & Bank Balance (including short term Investments)	-	1,41,21,66,170.83		1,08,88,33,384.75
Academic Receipts	38,35,13,582.47		25,14,60,234.59	
Grants Receipt	5,84,39,15,135.00		6,04,11,61,314.00	
Other Income	4,66,25,356.68		4,32,54,129.60	
Prior Period Income			19,72,525.00	
Income from Investments	9,35,747.00		14,44,073.00	
Interest Earned	10,17,96,801.24	6,37,67,86,622.39	6,39,72,799.00	6,40,32,65,075.19
SB Interest Related to Endowment Fund A/cs		22,23,218.00		8,86,353.00
Increase in other Current Laibility				-
G B Pant Interest reversal		-		-
Decrease in investments		8,92,57,792.00		9,21,41,118.00
Decrease in loans and advances		-		-
Increase in Capital Fund		1,80,04,797.44		-
Land Compensation		-		-
GIFT		-		-
Contra Items to be deleted in consolidation		-		-
Total		7,89,84,38,600.66		7,58,51,25,930.94


FINANCE OFFICER

Finance Officer
Allahabad University


Payments	Current Year		Previous Year	
Increase in Fixed Assets		26,66,16,159.00		34,11,05,212.00
Staff Payments & Benefits (Establishment Expenses)		51,40,48,833.00		93,05,32,606.00
Academic Expenses		5,72,33,708.00		4,55,39,787.80
Administrative and General Expenses		40,18,87,661.10		31,94,25,935.41
Transportation Expenses		30,06,639.00		15,11,829.00
Repairs & maintenance		6,79,79,745.00		3,57,36,238.00
Prior Period Expenses		5,33,752.00		11,30,465.00
Finance costs				-
Other Expenses		1,60,75,224.20		91,98,386.00
Total		1,32,73,81,721.30		1,68,41,80,459.21
Less : Unpaid Laibility of CY		-	1,32,73,81,721.30	-
Increase in other current assets			1,39,42,041.00	24,05,552.25
Decrease in other current liabilities			4,61,54,91,741.00	4,17,45,52,689.00
Payments Related to Earmarked Funds			-	-
Contra Items to be deleted in consolidation			57,39,64,755.00	31,18,21,059.65
Refund to UGC Grant/Interest			-	-
Payments of PY Laibility			-	-
Grant of G.B. Pant			-	-
Loan to Plan			-	-
Grant lapsed and returned to RBI			-	-
Cash & Bank Balances (including short term Investments)			1,36,76,58,342.36	1,41,21,66,170.83
Total			7,89,84,38,600.66	7,58,51,25,930.94


FINANCE OFFICER

Finance Officer
Allahabad University

**UNIVERSITY OF ALLAHABAD
PRAYAGRAJ
RECEIPT & PAYMENT A/C FOR THE YEAR ENDED ON 31st MARCH 2025
(RELEVANT TO CAPITAL ACCOUNTS)**

	(Amount-'Rs.')	
Receipt	Current Year	Previous Year
Opening Cash & Bank Balance	3,99,67,894.28	4,53,34,547.28
Grants Received from UGC	-	-
Grants Received from UGC Others	-	-
Income from Investments :	-	-
a) Other investments	-	-
Income from interest	6,04,835.00	7,40,597.00
Paid to Indian National Trust for Art and Culture (HEFA)	16,39,787.00	-
Misc Income	-	7,18,976.00
Temporary loans-Contra Items to be deleted in consolidation	-	6,31,350.00
Reversal of payments made from RBI A/c no. 10671301085	9,57,381.44	-
Total	4,31,69,897.72	4,74,25,470.28
Payment		
Payments For Fixed Assets		6,31,350.00
Unspent balances refunded to UGC		53,19,000.00
Interest earned on unspent balance refunded to UGC	7,41,000.00	13,37,000.00
Reimbursed from Indian National Trust for Art and Culture (HEFA)	16,39,787.00	
Payment for CWS		-
Other Expenses -Bank Charges	177.00	177.00
TDS and GST Expenses	85,025.00	1,70,049.00
Release of other grants		-
Contra Items to be deleted in consolidation	2,40,78,982.59	-
Closing Cash & Bank Balances (Including short term Investments)	1,66,24,926.13	3,99,67,894.28
Total	4,31,69,897.72	4,74,25,470.28


FINANCE OFFICER
 Finance Officer
 Allahabad University

UNIVERSITY OF ALLAHABAD
PRAYAGRAJ
RECEIPT AND PAYMENT ACCOUNT FOR THE YEAR ENDED ON 31st MARCH 2025
(Relevant to OBC Grant)

HDFC SAVINGS ACCOUNT No.: 08611450000417

(Amount-'Rs.')

RECIEPT	Current Year	Previous Year	PAYMENT	Current Year	Previous Year
<i>To Balance B/d:</i>	37,22,330.57	36,12,501.57			
To Interest on SB	1,12,697.00	1,09,829.00	<i>By Balance C/d :</i>	38,35,027.57	37,22,330.57
	38,35,027.57	37,22,330.57		38,35,027.57	37,22,330.57


FINANCE OFFICER

Finance Officer
Allahabad University

✓

UNIVERSITY OF ALLAHABAD
PRAYAGRAJ
RECEIPT AND PAYMENT ACCOUNT FOR THE YEAR ENDED ON 31st MARCH 2025
(Relevant to OBC Colleges Grant)

PUNJAB NATIONAL BANK SAVINGS ACCOUNT No.: 1001000100715655

(Amount-'Rs.')

RECIPT	Current Year	Previous Year	PAYMENT	Current Year	Previous Year
To Balance B/d:	42,65,649.79	41,50,030.79			
Temporary loan to other A/cs	-	17,77,05,000.00	Unspent balance transferred to UGC	21,98,03,000.00	
Transferred from PNB A/c No. 1001000100734739	22,00,00,000.00				
			By Balance C/d :	47,99,824.79	42,65,649.79
To Interest on SB	3,37,175.00	1,15,619.00	Temporary loan to other A/cs	-	17,77,05,000.00
	22,46,02,824.79	18,19,70,649.79		22,46,02,824.79	18,19,70,649.79


 FINANCE OFFICER
 Finance Officer
 Allahabad University


UNIVERSITY OF ALLAHABAD
PRAYAGRAJ
SCHEDULES FORMING PART OF BALANCE SHEET AS ON 31st MARCH 2025

SCHEDULE 1 - CORPUS / CAPITAL FUND

(Amount-'Rs.')

Particulars	Current Year	Previous Year
Balance at the beginning of the year	(4,07,30,39,455.27)	(5,28,42,87,097.54)
Add: Contributions towards Corpus/Capital Fund		
Add: Grants From UGC, Government of India and State Government to the extent utilized for capital expenditure (F.Y. 2023-24)	26,95,11,013.00	
Add: Grants From UGC, Government of India and State Government to the extent utilized for capital expenditure (F.Y. 2024-25)	19,92,51,597.00	
Add: Assets Purchased out of Earmarked Funds		
Add: Assets purchased out of Sponsored Projects, where ownership vests in the Institution		
Add: Assets Donated/Gifts Received		5,85,611.00
Add: Other Additions (Compensation for land)		
Add: Other Additions (Received from GBP)		
Add: Additions		
Add: Existing bank accounts not appearing in the books of accounts	3,69,61,806.41	46,68,191.78
Add: Existing FDRs's not appearing in the books of accounts		14,08,75,014.96
Add: Maturity proceeds of FDR not appearing in the books of accounts	5,89,79,377.00	5,42,05,142.00
Add: Redemption proceeds of Mutual Funds not appearing in the books of accounts		
Add : NPS and CPF adjustments (Net)		-
Add: Amount transferred on closure of bank accounts not appearing in books of accounts in earlier years	50,21,262.00	
Add: Income tax refund of A.Y. 2022-23		24,75,700.00
Add: Excess of Income over expenditure transferred from the Income & Expenditure Account	1,45,71,53,165.67	1,28,01,11,917.55
Total	(2,04,61,61,234.19)	(3,80,13,65,520.25)
Less: Previous Year Adjustments to reconcile difference in opening balance of bank accounts and FDRs' etc.	(32,86,838.18)	(9,66,70,964.22)
Less: Previous Year Adjustments relating to payment of GPF liabilities of AU and Colleges over and above the provisions made during the year	(15,34,47,159.00)	(17,03,06,891.00)
Less: Old balance of TDS receivable relating to past years written off	(1,977.00)	(3,05,514.00)
Less: Unspent balance transferred to UGC	(21,98,38,967.00)	-
Less : Unspent balance lying unutilised as on 31.03.23 in RBI A/c no. 1085 lapsed as per Govt Policy and reverted after midnight of 31.03.24	(8,05,11,709.00)	(30,53,565.80)
Less: Deficit transferred from the Income & Expenditure Account		
Less: Interest earned on unspent balance refunded to UGC	-	(13,37,000.00)
Balance at the year-end	(2,50,32,47,884.37)	(4,07,30,39,455.27)


FINANCE OFFICER

Finance Officer
Allahabad University

UNIVERSITY OF ALLAHABAD
PRAYAGRAJ
SCHEDULES FORMING PART OF BALANCE SHEET AS ON 31st MARCH 2025

SCHEDULE 2 - DESIGNATED / EARMARKED / ENDOWMENT FUNDS

(Amount-'Rs.')

Particulars	Fund Wise Breakup				Total	
	AAA	BBB	CCC	Endowment Funds	Current Year	Previous Year
A) OTHERS						
a) Opening Balance				21,29,29,456.08	21,29,29,456.08	20,24,88,926.48
b) Additions during the year				-		
c) Income from investments made of the Funds						
d) Accrued interest on investments / advances				1,01,33,271.10	1,01,33,271.10	95,54,176.60
e) Interest on savings bank accounts				22,23,218.00	22,23,218.00	8,86,353.00
f) Other additions (Specify Nature)						
Total (A)				22,52,85,945.18	22,52,85,945.18	21,29,29,456.08
B) Utilisation/Expenditure towards objectives of Fund						
i) Capital Expenditure						
ii) TDS etc				-	-	-
iii) Revenue Expenditure				9,25,944.00	9,25,944.00	-
iv) Transferred to Capital Fund				23,52,377.22	23,52,377.22	-
v) Transferred to Others				-	-	-
Total (B)				32,78,321.22	32,78,321.22	-
Closing Balance at the year end (A-B)				22,20,07,623.96	22,20,07,623.96	21,29,29,456.08

Represented by			
Cash & Bank Balances	5,05,31,247.33	5,05,31,247.33	4,88,83,973.33
FDRs including accrued interest	16,96,83,701.63	16,96,83,701.63	16,22,52,807.75
Loans & Advances	17,92,675.00	17,92,675.00	17,92,675.00
TOTAL	22,20,07,623.96	22,20,07,623.96	21,29,29,456.08


FINANCE OFFICER

Finance Officer
Allahabad University

UNIVERSITY OF ALLAHABAD
PRAYAGRAJ
SCHEDULES FORMING PART OF BALANCE SHEET AS ON 31st MARCH 2025

SCHEDULE 2A - ENDOWMENT FUNDS

(Amount-'Rs.')

Sl. No.	Name of the Endowment Fund	Opening Balance		Addition during the year		Total		Expenditure on the object during the year	Closing Balance		Total
		Endowment	Accumulated Interest	Endowment	Interest	Endowment	Accumulated Interest		Endowment	Accumulated Interest	
1	2	3	4	5	6	7 = 3 + 5	8 = 4 + 6	9	10	11	12 = 10 + 11
	As Per Groupings	20,24,88,926.48	1,04,40,529.60		1,23,56,489.10	20,24,88,926.48	2,27,97,018.70	32,78,321.22	20,96,51,134.86	1,23,56,489.10	22,20,07,623.96


FINANCE OFFICER

Finance Officer
Allahabad University
✓

UNIVERSITY OF ALLAHABAD PRAYAGRAJ
SCHEDULES FORMING PART OF BALANCE SHEET AS ON 31st MARCH 2025

SCHEDULE 3 - CURRENT LIABILITIES AND PROVISIONS

Amount (Rs.)

Particulars	Current Year	Previous Year
A. CURRENT LIABILITIES		
Security deposit	79,39,488.00	36,98,280.00
Sundry Creditors		
Unutilised Grants	71,82,838.00	71,82,838.00
Bihar State education		
Unutilised other Grant 2021-22	33,70,265.00	33,70,265.00
Unutilised other Sanskrit	1,02,704.00	1,02,704.00
Salary payable - Degree Colleges - Teaching Staff	-	6,68,558.00
Salary payable - Degree Colleges - Non-Teaching Staff	-	93,614.00
Pension Payable - AU Teaching Staff	27,075.00	
Pension Payable - AU Non-Teaching Staff	23,107.00	
Payable with respect to deductions from salary - AU	8,15,86,170.00	5,46,89,736.00
Payable with respect to deductions from salary - Colleges	3,72,05,612.00	4,04,19,127.00
Reduction towards NPS and CPF accounts	(1,66,95,599.00)	(48,91,259.00)
TDS Payable	-	2,83,249.00
Agro Economics	8,535.00	-
PLAN A/C:		
Sundry Creditors		-
Prof A C Pandey	61,40,738.00	46,53,965.00
Received from G B Pant Institute	1,38,21,424.55	1,35,22,265.55
Unutilised Grants-OTHERS	48,14,666.00	48,14,666.00
TOTAL (A)	14,55,27,023.55	12,86,08,008.55
B. PROVISIONS		
Expenses Payable	11,60,60,864.00	11,60,60,864.00
Liability towards Employees	20,73,85,286.00	20,64,73,104.00
Provision for Employees terminal & retirement benefits	7,24,13,12,236.00	8,77,32,47,816.00
PLAN A/C:		
Expenses -CWS	-	-
Security Deposits	-	3,33,857.00
HOD JK Institute	-	33,240.00
Misc items	-	72,800.00
Dr Dinesh Chandra Pandey	-	35,000.00
TOTAL (B)	7,56,47,58,386.00	9,09,62,56,681.00
TOTAL (A+B)	7,71,02,85,409.55	9,22,48,64,689.55


FINANCE OFFICER


Finance Officer
Allahabad University

UNIVERSITY OF ALLAHABAD PRAYAGRAJ
SCHEDULES FORMING PART OF BALANCE SHEET AS ON 31st MARCH 2025

SCHEDULE- 3(c) - UNUTILIZED GRANT FROM UGC, GOVERNMENT OF INDIA AND STATE GOVERNMENTS

Amount (Rs.)

Particulars	Capital	Salary & Recurring	Total Current Year	Previous Year
Balance B/F		1,54,70,473.00	1,54,70,473.00	
Add: Reciepts during the year				
A) UGC	20,00,00,000.00	5,64,39,15,135.00	5,84,39,15,135.00	6,04,11,61,314.00
Grant for Sanskrit Department (2020-21)			-	-
Total (a)	20,00,00,000.00	5,65,93,85,608.00	5,85,93,85,608.00	6,04,11,61,314.00
Less : Grant lapsed and returned to RBI	7,403.00	5,07,786.00	5,15,189.00	8,05,11,709.00
Less : Refund to UGC Interest (F.Y. 2023-24)	7,41,000.00	14,40,515.00	21,81,515.00	
Less: Utilized for Revenue Expenditure		5,56,64,79,653.00	5,56,64,79,653.00	5,61,89,13,043.00
Less: Utilized for Capital Expenditure	19,92,51,597.00	7,54,87,181.00	27,47,38,778.00	34,17,36,562.00
Total (b)	20,00,00,000.00	5,64,39,15,135.00	5,84,39,15,135.00	6,04,11,61,314.00
Unutilized carried forward (a - b)	-	1,54,70,473.00	1,54,70,473.00	-


FINANCE OFFICER

Finance Officer
Allahabad University

UNIVERSITY OF ALLAHABAD PRAYAGRAJ
SCHEDULES FORMING PART OF BALANCE SHEET AS ON 31-03-2025

(Amount-'Rs.')

SCHEDULE 4 - FIXED ASSETS

SI No	Particulars	Rate of Dep (%)	GROSS BLOCK				Depreciation			NET BLOCK		
			Cost/valuation at the previous year end	Additions	Capitalisation	Transfer	Cost/Valuation at the year end	Depreciation upto PY	Depreciation for the year	Depreciation upto end of the year	At the Current year-end	At the Previous year-end
A	Assets of AU											
1	Land	0	2,71,47,851.44	-	-	-	2,71,47,851.44	-	-	-	2,71,47,851.44	2,71,47,851.44
2	Buildings	2	1,50,19,20,841.04	38,42,341.00	-	-	1,50,57,63,182.04	32,31,45,857.00	3,01,15,268.00	35,32,61,125.00	1,15,25,02,057.04	1,17,87,74,983.04
3	Books	10	61,47,96,693.77	79,63,432.56	-	-	62,27,60,126.33	60,28,20,478.89	28,70,839.35	60,56,91,318.24	1,70,68,808.09	1,19,76,215.88
4	Computer Peripherals	20	9,70,45,205.00	65,94,365.00	-	-	10,36,39,570.00	7,43,76,070.00	82,83,792.00	8,26,59,862.00	2,09,79,708.00	2,26,69,135.00
5	Electrical installation & Equipment	5	4,20,55,297.83	-	-	-	4,20,55,297.83	3,12,38,342.50	21,02,766.00	3,33,41,108.50	87,14,189.33	1,08,16,955.33
6	Furnitures Fixtures & Fittings	7.5	16,80,84,685.80	1,03,73,189.00	-	-	17,84,57,874.80	12,45,30,168.00	1,33,84,340.00	13,79,14,508.00	4,05,43,366.80	4,35,54,517.80
7	Office equipments	7.5	14,54,09,677.47	74,20,101.00	-	-	15,28,29,778.47	10,76,20,665.00	79,59,346.33	11,55,80,011.33	3,72,49,767.14	3,77,89,012.47
8	Plant & Machinery	5	67,24,11,689.47	2,94,55,746.00	-	-	70,18,67,435.47	40,94,18,924.00	3,50,93,375.00	44,45,12,299.00	25,73,55,136.47	26,29,92,765.47
9	Vehicle	10	1,29,81,895.57	90,80,000.00	-	-	2,20,61,895.57	79,96,857.21	19,57,583.00	99,54,440.21	1,21,07,455.36	49,85,038.36
			3,28,18,53,837.39	7,47,29,174.56	-	-	3,35,65,83,011.95	1,68,11,47,362.60	10,17,67,309.68	1,78,29,14,672.28	1,57,36,68,339.67	1,60,07,06,474.79
B	Intangible Assets											
	E journals	40	5,04,21,659.53	55,18,053.00	-	-	5,59,39,712.53	4,68,58,152.25	45,82,892.85	5,14,41,045.10	44,98,667.43	35,63,507.28
	E Journals-2021-22	40	31,43,269.00	-	-	-	31,43,269.00	31,43,268.00	-	31,43,268.00	1.00	1.00
			5,35,64,928.53	55,18,053.00	-	-	5,90,82,981.53	5,00,01,420.25	45,82,892.85	5,45,84,313.10	44,98,668.43	35,63,508.28
C	Capital work in progress											
			1,42,63,39,950.00	19,44,91,550.00	-	-	1,62,08,31,500.00	-	-	-	1,62,08,31,500.00	1,42,63,39,950.00
			1,42,63,39,950.00	19,44,91,550.00	-	-	1,62,08,31,500.00	-	-	-	1,62,08,31,500.00	1,42,63,39,950.00
	Total (A +B + C)		4,76,17,58,715.92	27,47,38,777.56	-	-	5,03,64,97,493.48	1,73,11,48,782.85	10,63,50,202.53	1,83,74,98,985.38	3,19,89,98,508.10	3,03,06,09,933.07
D	Ishwar Topa Academic Complex											
	Capital work in progress		10,89,88,280.00	-	-	-	10,89,88,280.00	-	-	-	10,89,88,280.00	10,89,88,280.00
			10,89,88,280.00	-	-	-	10,89,88,280.00	-	-	-	10,89,88,280.00	10,89,88,280.00
	Grand Total (A +B + C + D)		4,87,07,46,995.92	27,47,38,777.56	-	-	5,14,54,85,773.48	1,73,11,48,782.85	10,63,50,202.53	1,83,74,98,985.38	3,30,79,86,788.10	3,13,95,98,213.07


 FINANCE OFFICER
 Finance Officer
 Allahabad University

UNIVERSITY OF ALLAHABAD PRAYAGRAJ
SCHEDULES FORMING PART OF BALANCE SHEET AS ON 31st MARCH 2025

SCHEDULE 4 (C) - INTANGIBLE ASSETS

(Amount-'Rs.')

Sl No	Particulars	GROSS BLOCK				DEPRECIATION BLOCK				NET BLOCK		
		Opening Balance	Additions	Deductions	Closing Balance	Depreciations/ Amortizations Opening Balance	Prior Period Adjustment as replied in SAR of F.Y. 2022- 23	Depreciation/ Amortization For the year	Deductions/ Adjustment	Total Depreciation /Amortization	31.03.2025	31.03.2024
1	Patents & copyrights	-	-	-	-	-	-	-	-	-	-	-
2	Computer Software	-	-	-	-	-	-	-	-	-	-	-
3	E-journals	5,35,64,928.53	55,18,053.00	-	5,90,82,981.53	5,00,01,420.25	-	45,82,892.85	-	5,45,84,313.10	44,98,668.43	35,63,508.28
		5,35,64,928.53	55,18,053.00	-	5,90,82,981.53	5,00,01,420.25	-	45,82,892.85	-	5,45,84,313.10	44,98,668.43	35,63,508.28


FINANCE OFFICER

Finance Officer
Allahabad University

UNIVERSITY OF ALLAHABAD FRATERNITY
SCHEDULES FORMING PART OF BALANCE SHEET AS ON 31st MARCH 2025

SCHEDULE 5 INVESTMENTS FROM EARMARKED / ENDOWMENT FUNDS

(Amount-'Rs.')

Particulars	Current Year	Previous Year
1 In Central Government Securities		
2 In State Government Securities		
3 Other Approved Securities		
4 Shares		
5 Debentures & Bonds		
6 Term Deposits with Bank	16,96,83,701.63	16,22,52,807.75
7 Others (to be specified)		
TOTAL (A)	16,96,83,701.63	16,22,52,807.75

SCHEDULE 5(A) INVESTMENTS FROM EARMARKED / ENDOWMENT FUNDS(FUND WISE)

(Amount-'Rs.')

Particulars	Current Year	Previous Year
1 Endowment Fund Investment	16,96,83,701.63	16,22,52,807.75
TOTAL (A)	16,96,83,701.63	16,22,52,807.75

SCHEDULE 6 INVESTMENTS OTHERS

(Amount-'Rs.')

A	INVESTMENTS OTHERS	Current Year	Previous Year
1	TDR Guest House SBI 33942947274	9,86,951.15	9,24,111.56
2	TDR Guest House SBI 33942958729	9,86,950.01	9,24,110.50
3	TDR Guest House SBI 33942957453	9,86,950.01	9,24,110.50
4	TDR Guest House SBI 37698601254	11,92,429.85	11,14,420.42
5	TDR Guest House SBI 38795813522	8,29,310.60	7,75,056.64
6	TDR Guest House SBI 34911303894	9,22,263.18	8,64,351.62
7	TDR Guest House SBI 36190445525	16,33,813.85	15,29,788.25
8	TDR Guest House HDFC 5067602025032419	6,70,638.54	-
9	BALLB HONS SBI 35059403015	93,45,179.85	87,33,812.94
10	BALLB HONS SBI 35059404531	93,44,892.48	87,33,544.37
11	BALLB HONS SBI 35059405998	93,44,892.48	87,33,544.37
12	BALLB HONS SBI 35059407622	95,27,351.76	89,04,067.07
13	PNB A/c No.: 1001002100507911 (DFHI Delhi / ICICI Mumbai)	1,93,40,122.00	10,73,40,122.00

14	FDR No. 066013006808 with ICICI Bank	-	2,09,41,548.00
15	FDR No. 066013006807 with ICICI Bank	-	2,09,41,548.00
16	ALLAHABAD UNIVERSITY DST A/C	3,81,58,260.21	3,57,28,708.06
17	ALLAHABAD UNIVERSITY DST A/C	1,89,52,858.41	1,77,46,122.11
18	ALLAHABAD UNIVERSITY UFC PROJECT A/C	1,92,57,356.35	1,80,31,232.54
19	ALLAHABAD UNIVERSITY SC ST A/C	1,09,85,747.51	1,03,73,699.25
20	FINANCE OFFICER ALLAHABAD UNIVERSITY	2,49,088.07	2,33,337.80
21	F.OA.U.A/C SPL. DEV. GRANT BACKWARDSTF Q5	16,44,329.79	15,51,254.52
22	F.OA.U.A/C SPL. DEV. GRANT BACKWARDSTF Q5	5,846.09	5,515.18
23	F.OA.U.A/C SPL. DEV. GRANT BACKWARDSTF Q5	17,02,356.25	16,05,996.46
24	F.OA.U.A/C SPL. DEV. GRANT BACKWARDSTF Q5	16,44,325.03	15,51,250.03
25	F.OA.U.A/C SPL. DEV. GRANT BACKWARDSTF Q5	16,44,315.50	15,51,241.04
26	F.OA.U.A/C SPL. DEV. GRANT BACKWARDSTF Q5	6,222.50	5,870.28
27	F.OA.U.A/C SPL. DEV. GRANT BACKWARDSTF Q5	16,44,326.22	15,51,251.15
28	F.OA.U.A/C SPL. DEV. GRANT BACKWARDSTF Q5	16,44,325.03	15,51,250.03
29	F.O.A.U.A/C SPL. DEV. GRANT BACKWARDSTF Q5	49,452.54	46,303.88
30	FO AU ALLD. & U-SITY ENGINEER AU ALLD.	23,754.25	22,138.16
31	F.O.A.U.A/C SPL. DEV. GRANT BACKWARDSTF Q5	95,594.80	89,508.24
32	F.O.A.U.A/C SPL. DEV. GRANT BACKWARDSTF Q5	16,01,442.50	15,10,794.81
33	M/S FOAU DEVELOPMENT GRANT A/C	14,336.06	13,511.84
34	M/S FOAU DEVELOPMENT GRANT A/C	1,95,400.40	1,84,166.26
35	F.O.A.U. DEVELOPMENT GRANT A/C	7,304.80	6,884.83
36	ALLAHABAD UNIVERSITY PRAYAGRAJ	26,647.99	24,846.61
37	F.O.A.U. DEVELOPMENT GRANT A/C	8,637.65	8,141.05
38	A.U. A/C LEELA SUBH DARSHANI ATAL	1,308.71	1,237.28
39	ALLAHABAD UNIVERSITY GENERAL SCHOLARSHIP A/C	39,25,183.50	37,06,500.00
40	A.U. VOCATIONAL COURSE A/C	19,06,517.70	18,00,300.00
41	F.O.A.U. DEVELOPMENT POST GRADUATE A/C	5,46,50,075.30	5,12,42,452.24
42	FDR WITH HDFC BANK (FDR NO. 50301135299471)	4,00,00,000.00	-
TOTAL (A)		26,51,56,758.89	34,15,27,649.86


FINANCE OFFICER

Finance Officer
Allahabad University


UNIVERSITY OF ALLAHABAD PRAYAGRAJ
SCHEDULES FORMING PART OF BALANCE SHEET AS ON 31st MARCH 2025

B	INVESTMENTS OF CBCS	Current Year	Previous Year
1	FDR with SBI(Including accrued Interest)	-	-
2	CBCS FDR SBI33602643739	20,24,775.28	18,95,857.00
3	CBCS FDR SBI33602669509	-	18,36,843.21
4	CBCS FDR SBI33602670387	20,24,775.28	18,95,857.00
	TOTAL (B)	40,49,550.56	56,28,557.21

C	INVESTMENTS OF PLAN	Current Year	Previous Year
1	Plan A/c		
2	FDR PLAN 50480079661	1,18,954.94	1,12,115.87
3	FDR Alld Bank HSS XII PLAN 5032404257	88,20,916.50	83,13,776.15
4	FDR Alld Bank HSS XII PLAN 5032407778	1,04,11,900.33	98,13,289.66
4	Auto Sweep FDRs	24,630.00	24,630.00
5	FDRs of Library Development (PNB 100100PU00028159)	4,99,22,127.48	4,67,43,565.06
6	FDRs of Merged Scheme (PNB 100100PU00028140)	2,30,48,132.36	2,14,90,100.10
	TOTAL (C)	9,23,46,661.61	8,64,97,476.84
	TOTAL (A + B + C)	36,15,52,971.06	43,36,53,683.91


FINANCE OFFICER

Finance Officer
Allahabad University

UNIVERSITY OF ALLAHABAD PRAYAGRAJ
SCHEDULES FORMING PART OF BALANCE SHEET AS ON 31st MARCH 2025

SCHEDULE 7 - CURRENT ASSETS

(Amount-'Rs.')

Particulars	Current Year	Previous Year
1. Stock:	-	-
a) Stores and Spares	-	-
b) loose Tools	-	-
c) Publications	-	-
d) laboratory chemicals, consumables and glass ware	-	-
e) Building Material	-	-
f) Electrical Material	-	-
g) Stationery	-	-
h) Water supply material	-	-
2. Sundry Debtors:	-	-
a) Debts Outstanding for a period exceeding six months	-	-
b) Others '	-	-
Sundry Debtors-Grant Receivable	-	-
3. Cash and Bank Balances	-	-
a) With Scheduled Banks:		
In Current A/cs	-	-
In Term Deposits	-	-
In Savings Bank A/cs	1,39,29,18,120.85	1,44,30,36,062.88
b) With non-Scheduled Banks: I	-	-
In Term Deposits	-	-
In Savings Bank A/cs	-	-
4. Post Office- Savings Accounts I	-	-
TOTAL	1,39,29,18,120.85	1,44,30,36,062.88


 FINANCE OFFICER
 Finance Officer
 Allahabad University

UNIVERSITY OF ALLAHABAD PRAYAGRAJ
SCHEDULES FORMING PART OF BALANCE SHEET AS ON 31st MARCH 2025

ANNEXURE A TO SCHEDULE 7

(Amount-'Rs.')

Particulars		Current Year	Previous Year
	Cash & Bank Balance		
	Cash in Hand		
A	Saving Bank A/c balances :		
1	Axis Bank A/c No. 919010087212558	15,11,928.77	11,26,134.80
2	Canara Bank- A.U. HEFA PrincipaA/c No. 110188173649	78,06,350.00	-
3	HDFC Bank A.C No. 50100206833225	45,892.99	45,890.99
4	HDFC Bank A/c No. 50100241126074	2,636.18	2,558.18
5	HDFC Bank A.C No. 50100281179820	4,89,54,536.01	7,20,90,132.01
6	HDFC Bank A/c No. 50100488129482	7,08,207.24	4,61,244.96
7	HDFC Bank A/c No. 50100488129495	3,75,841.72	6,54,683.63
8	HDFC Bank A/c No. 50100490917781(Meet Account)	4,69,30,411.00	-
9	HDFC Bank A/c No. 50100561896221	61,977.00	59,715.00
10	H.D.F.C. Bank Misc. Events A/c No. 50100490917831	10,83,076.00	-
11	ICICI BANK A/C NO. 066001000726	1,39,09,319.28	1,04,40,198.00
12	ICICI Bank A/c No. 066001000728	13,79,107.00	-
13	P.N.B.A/c NO. 1001000100217649 AU UNION FEES III	-	27,925.00
14	P.N.B.A/c No. - 1001000100229307	2,70,16,674.13	9,88,13,629.89


FINANCE OFFICER
Finance Officer
Allahabad University

UNIVERSITY OF ALLAHABAD PRAYAGRAJ
SCHEDULES FORMING PART OF BALANCE SHEET AS ON 31st MARCH 2025

(Amount-'Rs.')

CURRENT ASSETS (BANK BALANCES)		Current Year	Previous Year
15	P.N.B.A/c No. - 1001000100262603	7,65,15,418.03	14,67,31,009.03
16	P.N.B.A/c No. - 1001000100614152	2,77,79,385.25	2,70,28,460.25
17	P.N.B.A/c No. - 1001000100638763	21,161.89	20,599.89
18	P.N.B.A/c No. - 1001000100645596	39,46,658.49	38,39,973.49
19	P.N.B.A/c No. 1001000100734720	11,31,63,348.19	14,86,74,485.64
20	P.N.B.A/c No. - 1001000100734739	29,89,07,768.66	30,01,22,445.66
21	PNB A/c No. 1029102000007382 LIC (AU - T & NT)	2,51,39,149.00	1,70,03,146.00
22	P.N.B. Bank A/c 1001000100758456	1,42,42,444.00	25,99,531.00
23	PNB Bank A/c No. 1001000100754964	4,74,95,953.82	2,81,78,732.02
24	PNB Bank A/c No. 1001000100758164	18,80,477.00	18,80,477.00
25	PNB Bank A/c No. 1001000100767904 (Overhead)	1,76,07,458.78	-
26	PNB Bank A/c No. 1001000100767913	10,540.78	-
27	PNB Bank A/c No. 1001002100507911	55,92,994.18	-
28	Punjab National Bank A/c No. 1001000100717699	11,30,15,088.67	11,25,25,079.17
29	Punjab National Bank A/c No. 1001000100754946	1,04,70,417.37	69,65,692.40
30	R.B.I. A/C NO. 10671301085	5,15,189.00	8,05,11,709.00
31	S.B.I. Account No. 30067613723 G.P.F. (A.U.) T/NT	6,44,83,367.24	1,11,85,009.74
32	S.B.I A/c No. 0199102000012926- GI (AU-T&NT)	35,43,960.00	24,67,755.00
33	S.B.I. A/C No. 1001000100608531 GPF (DC - T & NT)	98,48,428.30	1,15,03,609.30
34	S.B.I. A/c No. 10341398826 M.T UNION FEES III	43,535.00	43,505.00
35	S.B.I. A/c No. 10341398848 - CPF (AU - T & NT)	-	-
36	S.B.I. A/c No. 30091788716 SECURITY DEPOSIT	80,26,197.00	30,75,630.00
37	S.B.I. A/c No. 30835649612 COMPU & VEHICLE ADV	1,99,58,059.50	1,94,11,195.50
38	S.B.I. A/c No. 31121905413	3,27,24,661.07	2,33,55,804.27
39	S.B.I. A/c No. 32096298495 CHS AU & DC- T&NT	1,56,09,906.50	3,60,71,612.50
40	S.B.I. A/c No. 86162010053001 CPF (DC - T & NT)	-	2,50,640.00
41	S.B.I. A.C. No. HRD 32778980203	26,72,807.78	25,99,504.78
42	S.B.I. Bank A/C No. 30231287861 -NPS A/C (AU & DC)	-	-
43	S.B.I. Bank A/c No. 42784308511	4,26,00,564.50	1,00,00,000.00

44	S.B.I. Bank CSR A/c No. 43551523274	6,06,65,630.00	-
45	State Bank of India A/c No. 10341400188	8,64,702.51	8,69,309.51
46	State Bank of India A/c No. 31110362557	4,10,89,173.98	5,25,56,153.48
47	State Bank of India A/c No. 36588295362	2,71,53,498.89	4,97,08,509.89
48	State Bank of India A/c No. 36938298459	1,66,24,926.13	2,28,81,911.69
49	State Bank of India (CBCS) A/c No. 32804295211	23,24,807.79	16,78,032.29
50	Union Workers A/c No. (V) 10341399079	1,15,270.00	39,130.00
TOTAL OF A		1,25,44,38,906.62	1,30,75,00,765.96



FINANCE OFFICER

Finance Officer
Allahabad University



UNIVERSITY OF ALLAHABAD PRAYAGRAJ
SCHEDULES FORMING PART OF BALANCE SHEET AS ON 31st MARCH 2025

Particulars	(Amount-'Rs.')	
CURRENT ASSETS (BANK BALANCES)	Current Year	Previous Year
(B)		
(i) OBC		
HDFC Bank 08611450000417 OBC Grant	38,35,027.57	37,22,330.57
PNB A/C No. 1001000100715655 Constituent Colleges (OBC)	47,99,824.79	42,65,649.79
(ii) PLAN		
1 PNB PLAN A/C No. 1001000100614170	5,06,95,391.79	4,93,39,214.79
2 PNB Library Development A/C 1001000100653708	13,16,694.34	12,81,102.34
3 PNB Merged Scheme Plan A/C 1001000100653984	10,75,964.99	10,46,879.99
4 PNB D. Phil Scholarship A/C 1001000100653993	19,61,280.64	19,08,263.64
5 PNB Rajiv Gandhi Chair A/C No. 1001000100633625	1,00,640.19	97,968.19
6 SBI CWS A/C No. 31091902966	1,30,842.28	1,43,555.00
7 SBI GTPSC A/C No. 10341399160	-	6,48,752.97
8 PNB XTH PLAN A/C No. 1001000100653692	1,07,40,063.59	1,02,43,539.59
9 PNB XII PLAN A/C No. 1001000100674880	37,89,264.73	36,91,487.73
10 PNB (Gem A/C) 1001000100733864	5,16,433.64	5,02,723.64
(iii) Endowment A/cs		
P.N.B 1001000100250316 (Pt. G.N.Jha Peeth)	1,21,85,755.09	1,15,13,073.09
P.N.B 1001000100214013 (Neerala Peeth)	49,01,504.00	47,69,008.00
P.N.B 1001000100204353 (M.N Saha Chair Nidhi)	2,25,26,664.24	2,22,84,568.24
Sweep in FDR with Punjab National Bank Colonelganj	1,09,17,324.00	1,03,17,324.00
(iv) Non - Operating Accounts :		
P.N.B. 1001000100614134 (Misc.)	-	8,206.00
P.N.B. 1001000100614161	2,06,624.65	2,06,624.65
P.N.B. 978 (Misc.)	4,20,604.63	4,20,604.63
P.N.B. A/C No. 13757 (Back Sch.)	810.00	810.00
Pla A/C 844800120060200	54,80,029.00	54,80,029.00

S.B.I. (Even. Class) A/C No. 64251	-	4,70,000.00
S.B.I. A/C No. 70052 (Fees)	11,51,368.54	11,51,368.54
S.B.I. Income 10341397185	17,27,101.53	17,27,101.53
S.B.I. PGAT 30363902264	-	2,64,321.00
UGAT 60116	-	30,790.00
TOTAL OF B	13,84,79,214.23	13,55,35,296.92
TOTAL OF A + B	1,39,29,18,120.85	1,44,30,36,062.88


FINANCE OFFICER

Finance Officer
Allahabad University
✓

UNIVERSITY OF ALLAHABAD PRAYAGRAJ
SCHEDULES FORMING PART OF BALANCE SHEET AS ON 31st MARCH 2025

SCHEDULE 8 - LOANS, ADVANCES & DEPOSITS

(Amount-'Rs.')

Particulars	Current Year	Previous Year
1 Advances to employees(Non Interest bearing)	-	-
a.) Salary		
b.) Festival		
c.) Medical		
d.) others		
2 Long Term Advances to employees (Interest bearing)	11,14,323.00	10,89,643.00
3 Advances and other amounts recoverable in cash or in kind or value to be received		
4 Prepaid expenses		
5 Deposits		
6 Income Accrued		
7 Others	-	-
a) Against expenses etc to employees etc	17,86,58,088.50	16,26,64,628.75
b) Related to Endowment Funds - As per groupings attached	17,92,675.00	17,92,675.00
c) Others (includes income due unrealized)		
d) TDS - A.Y. 2023-24	-	42,64,601.00
e) TDS - A.Y. 2024-25	-	69,55,032.00
f) TDS - A.Y. 2025-26	62,03,821.00	
Capital A/c:		
a- Against expenses etc to employees & Others - As per groupings attached	91,34,660.00	94,47,343.00
TOTAL	19,69,03,567.50	18,62,13,922.75


FINANCE OFFICER

Finance Officer
Allahabad University

UNIVERSITY OF ALLAHABAD
PRAYAGRAJ
SCHEDULES FORMING PART OF INCOME AND EXPENDITURE ACCOUNT FOR THE YEAR ENDED ON 31st MARCH 2025

SCHEDULE 09 - ACADEMIC RECEIPTS

(Amount-'Rs.')

Particulars	Current Year	Previous Year
Fee from students :		
A) Academic, Examination & Others	23,07,86,360.97	11,46,24,428.89
B.) Admission Test Fee	16,38,35,796.50	14,34,34,568.00
C.) Other academic Reciepts		
Less: Fees Returned	(20,38,135.00)	(65,98,762.30)
TOTAL (A) +(B)+(C)	39,25,84,022.47	25,14,60,234.59



FINANCE OFFICER

Finance Officer
Allahabad University



UNIVERSITY OF ALLAHABAD PRAYAGRAJ
SCHEDULES FORMING PART OF INCOME & EXPENDITURE FOR THE YEAR ENDED 31st MARCH 2025

SCHEDULE-10 - GRANTS & DONATIONS

(Amount-'Rs.')

Particulars	Capital Assets		Total	Salary & Recurring	Total Current Year	Previous Year
	Govt of India	UGC				
		Capital Assets				
Balance B/F						
Add: Reciepts during the year						
A) UGC		20,00,00,000.00	20,00,00,000.00	5,64,39,15,135.00	5,84,39,15,135.00	6,04,11,61,314.00
B)JRF/SRF/PDF/MTECH Scholarship Grant		-	-	-	-	-
Rajiv Gandhi Chair		-	-	-	-	-
Others Including Project Grants		-	-	-	-	-
Utilisation of Sansad Nidhi for Hindi deptt building		-	-	-	-	-
Grant for Sanskrit Department (2020-21)		-	-	-	-	-
Total		20,00,00,000.00	20,00,00,000.00	5,64,39,15,135.00	5,84,39,15,135.00	6,04,11,61,314.00
Utilisation:						
Grant lapsed and returned to RBI		7,403.00	7,403.00	5,07,786.00	5,15,189.00	8,05,11,709.00
Refund to UGC Interest (of 2023-24)		7,41,000.00	7,41,000.00	14,40,515.00	21,81,515.00	-
Utilised towards Capital Expenditure		19,92,51,597.00	19,92,51,597.00	7,54,87,181.00	27,47,38,778.00	34,17,36,562.00
Grant of G. B. Pant		-	-	10,02,00,000.00	10,02,00,000.00	10,88,00,000.00
Utilised towards Revenue Expenditure:		-	-	5,46,62,79,653.00	5,46,62,79,653.00	5,51,01,13,043.00
Remaining Unutilised:		-	-	-	-	-
Total		20,00,00,000.00	20,00,00,000.00	5,64,39,15,135.00	5,84,39,15,135.00	6,04,11,61,314.00


FINANCE OFFICER

Finance Officer
Allahabad University


UNIVERSITY OF ALLAHABAD PRAYAGRAJ
SCHEDULES FORMING PART OF INCOME & EXPENDITURE FOR THE YEAR ENDED 31st MARCH 2025

SCHEDULE 11 - INCOME FROM INVESTMENTS

(Amount-'Rs.')

<u>Particulars</u>	<u>Earmarked/ Endowment Funds</u>		<u>Other Investments</u>	
	<u>Current Year</u>	<u>Previous Year</u>	<u>Current Year</u>	<u>Previous Year</u>
1- Interest				
A - On Government Securities	-	-	7,99,20,374.00	4,00,31,667.29
B - Other Bonds / Debentures	-	-	-	-
C - Plan	-	-	58,49,184.77	34,65,569.84
2- Interest on Term Deposit	1,01,33,271.10	95,54,176.59	1,38,40,400.59	1,60,32,338.81
3- Income accrued but not due on Term Deposit/ Interest bearing advances to employee	-	-	-	-
4- Interest on Saving Accounts	22,23,218.00	8,86,353.00		
5-Other (Deductibles):				
TDS & Bank Charges	-	-	-	-
TOTAL	1,23,56,489.10	1,04,40,529.59	9,96,09,959.36	5,95,29,575.94
Transferred to Earmarked/Endowment Funds	1,23,56,489.10	1,04,40,529.59		
Balance	-	-		


FINANCE OFFICER
Finance Officer
Allahabad University


UNIVERSITY OF ALLAHABAD PRAYAGRAJ
SCHEDULES FORMING PART OF INCOME & EXPENDITURE FOR THE YEAR ENDED 31st MARCH 2025

SCHEDULE 12 - INTEREST EARNED

(Amount-'Rs.')

Particulars	Current Year	Previous Year
1. On Savings Accounts with scheduled banks	2,36,62,625.24	2,24,92,844.00
a- OBC	1,12,697.00	1,09,829.00
b- OBC Colleges	3,37,175.00	1,15,619.00
c- PLAN and other than OBC	11,60,313.00	19,85,900.00
d- GPF A/c - AU and Colleges	4,29,999.00	6,72,196.00
e - NPS A/c	-	-
f - CPF A/c	-	-
2. On Loans	-	-
a) Employees	-	-
a) Others	-	-
3. On Debtor's and Others Receivables	-	-
Total	2,57,02,809.24	2,53,76,388.00


FINANCE OFFICER

Finance Officer
Allahabad University

UNIVERSITY OF ALLAHABAD PRAYAGRAJ
SCHEDULES FORMING PART OF INCOME & EXPENDITURE FOR THE YEAR ENDED 31st MARCH 2025

SCHEDULE 13 - OTHER INCOME

(Amount-'Rs.')

Particulars	Current Year		Previous Year	
A.) Income from Land & Building				
Guest House	29,80,074.00		31,05,175.00	
Rent & Electricity Charges Recovered etc	2,77,53,937.68	3,07,34,011.68	2,36,50,990.60	2,67,56,165.60
B.) Others				
CPF Reciepts				
Balance tranfer of Dr. Santosh Bhadoria	-		-	
Income from Application forms/fee (Recruitment)	-		-	
Reimbursment from Bihar State Government	-		-	
CSR Income	-		-	
Income from Tender/Processing Fee			19,156.40	
Miscellaneous Receipt	1,72,43,064.00		1,33,64,875.60	
Interest on income tax refund	2,40,084.00		1,23,830.00	
TDS - A.Y. 2024--25			69,55,032.00	
Donation income			59,203.00	
Scrap Sale	-		35,21,186.00	
Overhead from projects	8,35,714.00		20,65,366.00	
Library dues Received	8,847.00		24,822.00	
EMD Money Non-refundable			-	
Movie shooting			6,00,000.00	
Balances written back	92,28,529.00		-	
Round off	(1.00)		(50.00)	
Alumni Meet	38,98,367.00		-	
Retired Employees Medical Fund Contribution	40,74,800.00	3,55,29,404.00	53,61,800.00	3,20,95,221.00
C.) Plan				
TOTAL		6,62,63,415.68		5,88,51,386.60


FINANCE OFFICER
 Finance Officer
 Allahabad University


UNIVERSITY OF ALLAHABAD PRAYAGRAJ
SCHEDULES FORMING PART OF INCOME & EXPENDITURE FOR THE YEAR ENDED 31st MARCH 2025

SCHEDULE 14 - PRIOR PERIOD INCOME

(Amount-'Rs.')

<u>Particulars</u>	Current Year	Previous Year
Academic Receipts		
Income from Investments	-	-
Interest Income	-	-
Others	75,82,583.75	23,40,525.00
Total	75,82,583.75	23,40,525.00


FINANCE OFFICER
Finance Officer
Allahabad University

UNIVERSITY OF ALLAHABAD PRAYAGRAJ
SCHEDULES FORMING PART OF INCOME & EXPENDITURE FOR THE YEAR ENDED 31st MARCH 2025

SCHEDULE 15 -STAFF PAYMENTS & BENEFITS (ESTABLISHMENT EXPENSES)

(Amount-'Rs.')

Particulars	Current Year	Previous Year
Colleges :		
Salary,Honourarium & Allowances etc.	1,37,32,76,054.00	1,51,13,28,294.00
CHS Colleges		-
Leave Travel Concession	16,07,467.00	18,27,984.00
Children Education Allowance	82,03,882.00	75,58,440.00
Medical Reimbursement	91,08,782.00	2,41,19,512.00
Contribution to NPS	7,50,78,068.00	5,93,27,084.00
Contribution to CPF	-	85,200.00
Earned Leave Encashment	6,38,282.00	9,75,322.00
	1,46,79,12,535.00	1,60,52,21,836.00

Particulars	Current Year	Previous Year
UNIVERSITY		
Salary,Honourarium & Allowances etc.	1,99,18,11,887.00	1,92,80,93,769.00
Salary BALLB	98,29,393.00	95,43,486.00
Contribution to Pension Fund	13,24,227.00	9,65,202.00
Leave Travel Concession	22,47,913.00	22,05,113.00
Medical Expenses	9,49,49,379.00	6,09,00,791.00
Contribution to NPS	12,77,53,099.00	10,94,34,589.00
Salary (WSC/plan)	-	-
	2,22,79,15,898.00	2,11,11,42,950.00
Employee Retirement and Terminal Benefits (As per Schedule 15-A)	14,64,68,330.00	85,63,73,491.00
TOTAL	3,84,22,96,763.00	4,57,27,38,277.00


FINANCE OFFICER

Finance Officer
Allahabad University

✓

UNIVERSITY OF ALLAHABAD
PRAYAGRAJ

SCHEDULES FORMING PART OF INCOME & EXPENDITURE FOR THE YEAR ENDED 31-03-2025

SCHEDULE 15 A - EMPLOYEE RETIREMENT AND TERMINAL BENEFITS

(Amount-'Rs.')

Particulars	Current Year	Previous Year
Opening Balance	8,77,32,47,816.00	11,03,21,79,625.00
Add: Capitalized Value of Contribution Received from other Organization	-	-
Less : Actual payments of last year included in opening balance	-	1,53,87,84,035.00
Total (a)	8,77,32,47,816.00	9,49,33,95,590.00
Less: Actual Payment during the Year (b)	1,66,96,50,278.00	1,57,65,21,265.00
Balance Available on 31.03.2025 (c = a -b)	7,10,35,97,538.00	7,91,68,74,325.00
Provision required on 31.03.2025 as per Actuarial Valuation (d)	-	-
Towards current cost of service	6,59,31,39,309.00	8,12,50,74,889.00
Towards past service cost*	64,81,72,927.00	64,81,72,927.00
(* Please refer notes to the accounts)		
Total (d)	7,24,13,12,236.00	8,77,32,47,816.00
A. Net Provision to be made in the Current Year BS (d-c)	13,77,14,698.00	85,63,73,491.00
Retirement & Terminal Benefit Colleges Employees (Paid) :	Current Year	Previous Year
Leave Encashment	7,79,65,701.00	12,24,84,223.00
Pension Colleges	47,99,03,693.00	34,56,27,573.00
Gratuity Colleges	6,48,91,307.00	3,60,28,485.00
Retirement & Terminal Benefit AU Employees :		
Leave Encashment	5,60,48,916.00	14,76,22,954.00
Pension AU	90,48,70,447.00	83,92,22,928.00
Gratuity AU	8,59,70,214.00	8,55,35,102.00
	-	-
Grand Total	1,66,96,50,278.00	1,57,65,21,265.00


 FINANCE OFFICER
 Finance Officer
 Allahabad University

UNIVERSITY OF ALLAHABAD PRAYAGRAJ
SCHEDULES FORMING PART OF INCOME & EXPENDITURE FOR THE YEAR ENDED 31st MARCH 2025

SCHEDULE 16 - ACADEMIC EXPENSES

(Amount-'Rs.')

PARTICULARS	Current Year		Previous Year	
A.) Laboratory Expenses		54,48,108.00		5,52,779.00
B.) Field Work /Participation in Conferences		7,56,478.00		12,89,754.00
C.) Convocation Expenses		9,90,568.00		2,57,942.00
D.) Payment to Visiting Faculty		2,74,500.00		1,80,000.00
E.) Examination				
Examination Vahan Expenses				
TA Exam				
Central Evaluation				
Confidential and other Printing Exam				
Kakshnirishan & Other Remunerations	5,22,42,548.00		1,80,99,200.00	
Remuneration to Examiners				
Sundry expenses examination		5,22,42,548.00		1,80,99,200.00
F.) Student Welfare Expenses		7,75,850.00		-
G.) UGC Fellowship				
H.) Ceremonies,Cultural,games Etc Expenses		23,94,032.00		34,09,677.00
I.) Other Expenses		2,37,563.00		5,84,754.00
J.) Expenses on seminar / workshops		5,78,493.00		4,88,112.00
K.)ADMISSION TEST :		1,34,43,444.00		19,90,127.00
L.)Admission Work Expenses (Regrouped)				
Advertisement			19,30,168.00	
Confidential Work	4,44,074.00		2,22,380.00	
Printing & Stationery				
Others -		4,44,074.00	47,73,155.80	69,25,703.80
M.)U.G.C NET/D.Phil Fellowship Expenses		2,97,37,051.00		3,42,58,957.00
Rajiv Gandhi Chair Expenses				24,00,000.00
Merged Scheme Expenses				
LAB(Plan)				
TOTAL		10,73,22,709.00		7,04,37,005.80


FINANCE OFFICER

Finance Officer
Allahabad University

UNIVERSITY OF ALLAHABAD PRAYAGRAJ
SCHEDULES FORMING PART OF INCOME & EXPENDITURE FOR THE YEAR ENDED 31st MARCH 2025

SCHEDULE 17 - ADMINISTRATIVE AND GENERAL EXPENSES

(Amount-'Rs.')

Particulars	Current Year	Previous Year
A.U.		
A.)Infrastructure		
1.Electricity Charges	7,12,30,360.80	7,15,57,439.80
2.Genset Running / Diesel Expenses	5,51,502.00	10,82,189.00
3.Water Charges	46,03,613.00	46,43,266.00
4.Insurance	15,21,407.00	12,57,644.00
5.Rent/Rates and Taxes		
6.Property Tax	78,12,093.00	69,54,942.00
7. Security / outsourcing	17,74,96,050.00	15,99,16,693.00
B.) Communication-		
1.Postage & Stamp	1,51,930.00	1,16,423.00
2.Telephone & Internet Expenses	16,15,079.00	23,74,428.00
C.) Others		
1. Printing	4,24,04,485.00	1,23,07,543.00
2. Stationery	64,12,209.00	20,03,553.00
3. Travelling & Coveyance Charges	21,25,640.00	12,38,192.00
4. Professional and Legal Charges	24,69,949.00	34,94,238.00
5. Advertisement & Publicity	25,43,931.00	16,05,397.00
6. Wages to Daily Wagers	34,17,522.00	44,44,737.00
7. Guest House Expenses	4,99,451.00	74,750.00
		Contd...

Particulars	Current Year	Previous Year
8. Hospitality	7,59,798.00	5,14,460.00
9.V.C Discretionary Fund		
10.Securities, electronics & Surveillance Expenses		
11. Proctor Office Expenses	29,158.00	22,246.00
12. Miscellaneous Expenses		
a.) Imperest		
b.) Poor Boys Fund		
c.) Medicine		
d.) Computer Networking		
e.) Horticulture	79,405.00	2,45,871.00
f.) Others	32,57,23,582.80	11,61,085.00
		27,50,15,096.80
Colleges		
A.)Infrastructure		
1.Electricity Charges	1,08,36,161.00	90,01,067.00
2.Genset Running/Diesel Expenses		
3.a.Property Tax	9,78,867.00	2,80,742.00
b.Water tax and charges	4,64,176.00	3,24,378.00
B.) Communication-		
1. Telephone & Internet Expenses		
C.) Others		
1.Printing &Stationery		
2.Wages to Daily Wagers		
3.Miscellaneous Expenses	-	-
4.Advertiesment		
5.TA Colleges		
6. Horticulture	-	-
	1,22,79,204.00	96,06,187.00
TOTAL	33,80,02,786.80	28,46,21,283.80


FINANCE OFFICER

Finance Officer
Allahabad University

UNIVERSITY OF ALLAHABAD
PRAYAGRAJ
SCHEDULES FORMING PART OF INCOME AND EXPENDITURE ACCOUNT FOR THE YEAR ENDED ON 31st MARCH 2025

SCHEDULE 18 - TRANSPORTATION EXPENSES

(Amount-'Rs.')

Particulars	Current Year	Previous Year
1. Vehicles (owned by institution)		
a) Running Expenses	40,06,730.00	41,93,551.00
b) Repairs & Maintenance	4,36,085.00	2,04,137.00
c) Insurance Expenses	1,34,708.00	1,30,654.00
2. Vehicles taken on rent/lease	-	-
a) Rent/lease expenses	-	-
3. Vehicles (Taxi) hiring expenses	-	-
4. Others	-	-
TOTAL	45,77,523.00	45,28,342.00


 FINANCE OFFICER
 Finance Officer
 Allahabad University

UNIVERSITY OF ALLAHABAD
PRAYAGRAJ

SCHEDULES FORMING PART OF INCOME AND EXPENDITURE ACCOUNT FOR THE YEAR ENDED ON 31st MARCH 2025

SCHEDULE 19 - REPAIRS & MAINTENANCE

(Amount-'Rs.')

Particulars	Current Year	Previous Year
Repair & Maintenance AU		
Repair & Maintenance AU-Civil	2,45,36,893.00	10,88,400.00
Repair & Maintenance AU-Electricals	60,94,999.00	35,297.00
Repair & Maintenance AU-Others	3,59,57,649.00	3,00,69,972.00
Repair & Maintenance AU-Office Equipment	13,28,156.00	5,67,154.00
Repair & Maintenance - G B Pant Institute		
Repair & Maintenance Collages		
Repair & Maintenance Collages-Civil	-	43,83,068.00
Repair & Maintenance Collages-Electricals	-	-
TOTAL	6,79,17,697.00	3,61,43,891.00


FINANCE OFFICER
Finance Officer
Allahabad University


UNIVERSITY OF ALLAHABAD
PRAYAGRAJ

SCHEDULES FORMING PART OF INCOME AND EXPENDITURE ACCOUNT FOR THE YEAR ENDED ON 31st MARCH 2025

SCHEDULE 20 - FINANCIAL COSTS

(Amount-'Rs.')

Particulars	Current Year	Previous Year
a) Bank charges	1,09,565.30	3,48,231.41
b) Bank charges-plan	-	-
c) Other - Interest paid to UGC	-	10,45,000.00
d) Other - Lien charges	-	-
TOTAL	1,09,565.30	13,93,231.41


FINANCE OFFICER

Finance Officer
Allahabad University

UNIVERSITY OF ALLAHABAD
PRAYAGRAJ
SCHEDULES FORMING PART OF INCOME AND EXPENDITURE ACCOUNT FOR THE YEAR ENDED ON 31st MARCH 2025

SCHEDULE 21 -OTHER EXPENSES

(Amount-'Rs.')

Particulars	Current Year	Previous Year
Alumni Expenses	1,31,27,257.00	50,00,000.00
Day Care Centre- Expenses	58,500.00	9,850.00
TDS Expenses (IT, GST etc.)	15,47,540.00	4,07,626.00
Library Expenses	15,73,282.00	10,23,206.00
Advances written off	14,54,963.00	17,42,128.00
Function Expenses	45,500.00	81,400.00
NCC Expenses	8,89,900.00	11,21,266.20
Refreshment Expenses	5,14,511.00	8,02,714.00
Office Expenses	14,05,522.00	4,33,920.00
Miscellaneous Expenses	1,14,53,759.20	90,00,259.00
Membership fee	59,000.00	59,000.00
Meeting Expenses	19,800.00	-
Newspaper Expenses	26,394.00	11,068.00
Participant Expenses	8,100.00	39,208.00
TV Recharge Expenses	26,205.00	17,020.00
Contingency Expenses	88,134.00	-
Counselling Expenses	5,25,326.00	-
Imprest Expenses	11,64,790.00	-
Other Expenses	32,95,476.00	-
Recruitment for Centre Charge	13,07,250.00	-
Refresher Course Payment (AU) Teaching/N/T- HRDC	32,18,948.00	-
Sitting Fees	5,000.00	-
Sports Board- Expenses	2,95,434.00	-
Student Facilities Fund Expenses	1,68,600.00	-
Unassigned Grant	3,47,960.00	-
PLAN :		
Bank Charges (Plan)	-	-

Other Expenses(Rajiv Gandhi Chair)	-	-
Expenses of WSC	-	-
TOTAL	4,26,27,151.20	1,97,48,665.20


 FINANCE OFFICER
Finance Officer
Allahabad University

UNIVERSITY OF ALLAHABAD
PRAYAGRAJ
SCHEDULES FORMING PART OF INCOME AND EXPENDITURE ACCOUNT FOR THE YEAR ENDED ON 31st MARCH 2025

SCHEDULE 22 - PRIOR PERIOD EXPENSES

(Amount-'Rs.')

Particulars	Current Year	Previous Year
Establishment Expenses		
Medical Expenses		
Academic Expenses	-	-
Reversal of Income	-	-
Transportation Expenses	-	-
Repair & Maintenance	-	-
WSc-Prior Period Expenses	-	-
Other Expenses	27,00,48,765.00	5,49,71,195.03
Total	27,00,48,765.00	5,49,71,195.03


FINANCE OFFICER
 Finance Officer
 Allahabad University


GROUPINGS

UNIVERSITY OF ALLAHABAD
PRAYAGRAJ

SCHEDULE 4 GROUPINGS RELATING TO FIXED ASSETS AS ON 31.03.2025

(Amount-'Rs.)

S.No.	Particulars	Rate of Dep	Gross Block				Depreciation			Net Block		
			Opening Balance	Additions	Capitalisation	Transfer	Closing Balance	Opening Balance	For the Year	Closing Balance	Closing Balance	Opening Balance
A	Land											
1	Land	0%	2,24,35,742.44	-	-	-	2,24,35,742.44	-	-	-	2,24,35,742.44	2,24,35,742.44
2	Land New	0%	47,12,109.00	-	-	-	47,12,109.00	-	-	-	47,12,109.00	47,12,109.00
			2,71,47,851.44	-	-	-	2,71,47,851.44	-	-	-	2,71,47,851.44	2,71,47,851.44
B	Building											
1	99, Allenganj Building	2%	3,75,000.00	-	-	-	3,75,000.00	1,13,485.00	7,500.00	1,20,985.00	2,54,015.00	2,61,515.00
2	Account Depart.(Old Lib.Bu.)	2%	76,84,000.00	-	-	-	76,84,000.00	23,25,371.00	1,53,680.00	24,79,051.00	52,04,949.00	53,58,629.00
3	A.N. Jha Hostel	2%	39,47,000.00	-	-	-	39,47,000.00	11,94,461.00	78,940.00	12,73,401.00	26,73,599.00	27,52,539.00
4	Atheletic Association	2%	12,23,000.00	-	-	-	12,23,000.00	3,70,111.00	24,460.00	3,94,571.00	8,28,429.00	8,52,889.00
5	Banda Guest House	2%	5,82,000.00	-	-	-	5,82,000.00	1,76,128.00	11,640.00	1,87,768.00	3,94,232.00	4,05,872.00
6	Bio Chemistry	2%	2,97,195.00	-	-	-	2,97,195.00	63,712.00	5,944.00	69,656.00	2,27,539.00	2,33,483.00
7	Biology	2%	59,28,000.00	-	-	-	59,28,000.00	17,93,961.00	1,18,560.00	19,12,521.00	40,15,479.00	41,34,039.00
8	Block A (Ancient History)	2%	16,43,000.00	-	-	-	16,43,000.00	4,97,213.00	32,860.00	5,30,073.00	11,12,927.00	11,45,787.00
9	Block A (Psychology)	2%	17,37,000.00	-	-	-	17,37,000.00	5,25,660.00	34,740.00	5,60,400.00	11,76,600.00	12,11,340.00
10	Block B (Ancient History)	2%	27,23,000.00	-	-	-	27,23,000.00	8,24,048.00	54,460.00	8,78,508.00	18,44,492.00	18,98,952.00
11	Block B (Psychology)	2%	6,24,000.00	-	-	-	6,24,000.00	1,88,838.00	12,480.00	2,01,318.00	4,22,682.00	4,35,162.00
12	B.Sc. Women Department	2%	5,85,000.00	-	-	-	5,85,000.00	1,77,036.00	11,700.00	1,88,736.00	3,96,264.00	4,07,964.00
13	Central Instrumentation Compl.	2%	6,53,000.00	-	-	-	6,53,000.00	1,97,615.00	13,060.00	2,10,675.00	4,42,325.00	4,55,385.00
14	Chatham Line Campus	2%	2,00,000.00	-	-	-	2,00,000.00	60,525.00	4,000.00	64,525.00	1,35,475.00	1,39,475.00
15	Chatham Line Campus (Road)	2%	3,75,000.00	-	-	-	3,75,000.00	1,13,485.00	7,500.00	1,20,985.00	2,54,015.00	2,61,515.00
16	Chatham Lines	2%	4,00,000.00	-	-	-	4,00,000.00	1,21,050.00	8,000.00	1,29,050.00	2,70,950.00	2,78,949.00
17	Community Centre	2%	30,000.00	-	-	-	30,000.00	9,079.00	600.00	9,679.00	20,321.00	20,921.00
18	Computer Centre - 1	2%	9,30,000.00	-	-	-	9,30,000.00	2,81,441.00	18,600.00	3,00,041.00	6,29,959.00	6,48,559.00
19	Cycle Shade	2%	67,000.00	-	-	-	67,000.00	20,276.00	1,340.00	21,616.00	45,384.00	46,724.00
20	Defence Studies Dep. Ncc Off.	2%	8,50,000.00	-	-	-	8,50,000.00	2,57,231.00	17,000.00	2,74,231.00	5,75,769.00	5,92,769.00
21	Diamond Jublie Hostel	2%	82,95,125.00	-	-	-	82,95,125.00	25,10,316.00	1,65,903.00	26,76,219.00	56,18,906.00	57,84,809.00
22	Dispensary	2%	8,64,000.00	-	-	-	8,64,000.00	2,61,468.00	17,280.00	2,78,748.00	5,85,252.00	6,02,532.00
23	Drametic Hall Building	2%	2,93,000.00	-	-	-	2,93,000.00	88,670.00	5,860.00	94,530.00	1,98,470.00	2,04,330.00
24	Dr. Tara Chand Hostel	2%	48,30,000.00	-	-	-	48,30,000.00	14,61,679.00	96,600.00	15,58,279.00	32,71,721.00	33,68,321.00
25	Economics Department	2%	14,50,000.00	-	-	-	14,50,000.00	4,38,806.00	29,000.00	4,67,806.00	9,82,194.00	10,11,194.00
26	Education Department	2%	34,16,000.00	-	-	-	34,16,000.00	10,33,767.00	68,320.00	11,02,087.00	23,13,913.00	23,82,233.00
27	English Depart.(Old Law Depa.)	2%	46,02,000.00	-	-	-	46,02,000.00	13,92,680.00	92,040.00	14,84,720.00	31,17,280.00	32,09,320.00

28	Extension (Applied Physics)	2%	7,80,000.00	-	-	-	7,80,000.00	2,36,048.00	15,600.00	2,51,648.00	5,28,352.00	5,43,952.00
29	Extension (Botany)	2%	18,97,000.00	-	-	-	18,97,000.00	5,74,080.00	37,940.00	6,12,020.00	12,84,980.00	13,22,920.00
30	Extension Building (A.N.Jha)	2%	25,91,000.00	-	-	-	25,91,000.00	7,84,102.00	51,820.00	8,35,922.00	17,55,078.00	18,06,898.00
31	Extension Building (Commerce)	2%	2,80,000.00	-	-	-	2,80,000.00	84,735.00	5,600.00	90,335.00	1,89,665.00	1,95,265.00
32	Extension (Math)	2%	13,52,000.00	-	-	-	13,52,000.00	4,09,149.00	27,040.00	4,36,189.00	9,15,811.00	9,42,851.00
33	Extension (Physics)	2%	17,16,000.00	-	-	-	17,16,000.00	5,19,305.00	34,320.00	5,53,625.00	11,62,375.00	11,96,695.00
34	Gandhi Bhawan	2%	5,24,000.00	-	-	-	5,24,000.00	1,58,576.00	10,480.00	1,69,056.00	3,54,944.00	3,65,424.00
35	Gas House (Chemistry)	2%	2,40,000.00	-	-	-	2,40,000.00	72,630.00	4,800.00	77,430.00	1,62,570.00	1,67,370.00
36	Geograhly Department	2%	6,25,000.00	-	-	-	6,25,000.00	1,89,141.00	12,500.00	2,01,641.00	4,23,359.00	4,35,859.00
37	Geography Ext. Building	2%	22,82,000.00	-	-	-	22,82,000.00	6,90,590.00	45,640.00	7,36,230.00	15,45,770.00	15,91,410.00
38	Girls Waiting Hall	2%	1,86,000.00	-	-	-	1,86,000.00	56,288.00	3,720.00	60,008.00	1,25,992.00	1,29,712.00
39	G.N.Jha Hostel	2%	61,07,000.00	-	-	-	61,07,000.00	18,48,131.00	1,22,140.00	19,70,271.00	41,36,729.00	42,58,869.00
40	Guest House	2%	8,05,967.00	-	-	-	8,05,967.00	2,43,902.00	16,119.00	2,60,021.00	5,45,946.00	5,62,065.00
41	Gymnasium	2%	2,80,000.00	-	-	-	2,80,000.00	84,735.00	5,600.00	90,335.00	1,89,665.00	1,95,265.00
42	Hindi Department	2%	21,42,000.00	-	-	-	21,42,000.00	6,48,223.00	42,840.00	6,91,063.00	14,50,937.00	14,93,777.00
43	Hindi Department Ext. Building	2%	8,67,000.00	-	-	-	8,67,000.00	2,62,376.00	17,340.00	2,79,716.00	5,87,284.00	6,04,624.00
44	Illrd Class Employee's Room	2%	4,85,000.00	-	-	-	4,85,000.00	1,46,774.00	9,700.00	1,56,474.00	3,28,526.00	3,38,226.00
45	International Hostel	2%	14,42,000.00	-	-	-	14,42,000.00	4,36,385.00	28,840.00	4,65,225.00	9,76,775.00	10,05,615.00
46	Kitchen & Mess (A.N.Jha)	2%	1,95,000.00	-	-	-	1,95,000.00	59,012.00	3,900.00	62,912.00	1,32,088.00	1,35,988.00
47	Lab. Chemistry	2%	10,00,000.00	-	-	-	10,00,000.00	3,02,625.00	20,000.00	3,22,625.00	6,77,375.00	6,97,375.00
48	Law Department	2%	45,30,000.00	-	-	-	45,30,000.00	13,70,891.00	90,600.00	14,61,491.00	30,68,509.00	31,59,109.00
49	Main Building (Botony)	2%	35,23,000.00	-	-	-	35,23,000.00	10,66,148.00	70,460.00	11,36,608.00	23,86,392.00	24,56,852.00
50	Main Building (Chemistry)	2%	51,28,000.00	-	-	-	51,28,000.00	15,51,861.00	1,02,560.00	16,54,421.00	34,73,579.00	35,76,139.00
51	Main Building J.K.Institute	2%	48,10,000.00	-	-	-	48,10,000.00	14,55,626.00	96,200.00	15,51,826.00	32,58,174.00	33,54,374.00
52	Main Building (Maths)	2%	36,16,000.00	-	-	-	36,16,000.00	10,94,292.00	72,320.00	11,66,612.00	24,49,388.00	25,21,708.00
53	Main Building (Physics)	2%	38,08,000.00	-	-	-	38,08,000.00	11,52,396.00	76,160.00	12,28,556.00	25,79,444.00	26,55,604.00
54	Main College Campus	2%	7,50,000.00	-	-	-	7,50,000.00	2,26,969.00	15,000.00	2,41,969.00	5,08,031.00	5,23,031.00
55	M.C.C. Campus	2%	5,16,000.00	-	-	-	5,16,000.00	1,56,155.00	10,320.00	1,66,475.00	3,49,525.00	3,59,845.00
56	Medeviel & Modern History Dep.	2%	19,22,000.00	-	-	-	19,22,000.00	5,81,645.00	38,440.00	6,20,085.00	13,01,915.00	13,40,355.00
57	M.L.N.E.C. Campus	2%	75,000.00	-	-	-	75,000.00	22,697.00	1,500.00	24,197.00	50,803.00	52,303.00
58	M.L.N. Ins. of Res. & Buss. Ad.	2%	37,95,000.00	-	-	-	37,95,000.00	11,48,462.00	75,900.00	12,24,362.00	25,70,638.00	26,46,538.00
59	M.L.N.R.E.C. Campus	2%	1,10,000.00	-	-	-	1,10,000.00	33,289.00	2,200.00	35,489.00	74,511.00	76,711.00
60	Music Department Building	2%	16,67,000.00	-	-	-	16,67,000.00	5,04,476.00	33,340.00	5,37,816.00	11,29,184.00	11,62,524.00
61	N.C.C. Office & Mess	2%	14,10,000.00	-	-	-	14,10,000.00	4,26,701.00	28,200.00	4,54,901.00	9,55,099.00	9,83,299.00
62	Nehru Science Centre	2%	1,00,80,000.00	-	-	-	1,00,80,000.00	30,50,460.00	2,01,600.00	32,52,060.00	68,27,940.00	70,29,540.00
63	New Building (Commerce)	2%	7,59,000.00	-	-	-	7,59,000.00	2,29,693.00	15,180.00	2,44,873.00	5,14,127.00	5,29,307.00
64	New Library Building	2%	1,36,62,000.00	-	-	-	1,36,62,000.00	41,34,463.00	2,73,240.00	44,07,703.00	92,54,297.00	95,27,537.00
65	New Orient Block Building	2%	11,32,000.00	-	-	-	11,32,000.00	3,42,572.00	22,640.00	3,65,212.00	7,66,788.00	7,89,428.00
66	Nrsc Students Building	2%	46,38,000.00	-	-	-	46,38,000.00	14,03,575.00	92,760.00	14,96,335.00	31,41,665.00	32,34,425.00
67	N. & S.C. Girls Building	2%	10,12,000.00	-	-	-	10,12,000.00	3,06,257.00	20,240.00	3,26,497.00	6,85,503.00	7,05,743.00
68	Old State Bank Building	2%	6,02,000.00	-	-	-	6,02,000.00	1,82,180.00	12,040.00	1,94,220.00	4,07,780.00	4,19,820.00
69	Other Building (Chemistry)	2%	23,59,000.00	-	-	-	23,59,000.00	7,13,893.00	47,180.00	7,61,073.00	15,97,927.00	16,45,107.00

70	Pant Hostel	2%	26,84,000.00	-	-	-	26,84,000.00	8,12,246.00	53,680.00	8,65,926.00	18,18,074.00	18,71,754.00
71	P.C.Banerjee Hostel	2%	36,92,000.00	-	-	-	36,92,000.00	11,17,292.00	73,840.00	11,91,132.00	25,00,868.00	25,74,708.00
72	Philosophy Department	2%	11,24,000.00	-	-	-	11,24,000.00	3,40,151.00	22,480.00	3,62,631.00	7,61,369.00	7,83,849.00
73	Photography (Physics)	2%	1,32,000.00	-	-	-	1,32,000.00	39,947.00	2,640.00	42,587.00	89,413.00	92,053.00
74	Political Science Department	2%	12,97,000.00	-	-	-	12,97,000.00	3,92,505.00	25,940.00	4,18,445.00	8,78,555.00	9,04,495.00
75	Power Sub Station	2%	1,20,000.00	-	-	-	1,20,000.00	36,315.00	2,400.00	38,715.00	81,285.00	83,685.00
76	Printing Press Building	2%	7,62,000.00	-	-	-	7,62,000.00	2,30,600.00	15,240.00	2,45,840.00	5,16,160.00	5,31,400.00
77	Priyadarshini Hostel	2%	49,72,000.00	-	-	-	49,72,000.00	15,04,652.00	99,440.00	16,04,092.00	33,67,908.00	34,67,348.00
78	Prof.Resi.136 Nos.Nehru Coll.	2%	23,12,000.00	-	-	-	23,12,000.00	6,99,669.00	46,240.00	7,45,909.00	15,66,091.00	16,12,331.00
79	Psychology Department Ext. Bui.	2%	12,35,000.00	-	-	-	12,35,000.00	3,73,742.00	24,700.00	3,98,442.00	8,36,558.00	8,61,258.00
80	Pump House	2%	2,00,000.00	-	-	-	2,00,000.00	60,525.00	4,000.00	64,525.00	1,35,475.00	1,39,475.00
81	Rai Bahadur Ram Charan	2%	5,94,000.00	-	-	-	5,94,000.00	1,79,759.00	11,880.00	1,91,639.00	4,02,361.00	4,14,241.00
82	Senate House Building	2%	1,43,49,000.00	-	-	-	1,43,49,000.00	43,42,367.00	2,86,980.00	46,29,347.00	97,19,653.00	1,00,06,633.00
83	Senate Ho.Women Coll.Back Qutr.	2%	9,00,000.00	-	-	-	9,00,000.00	2,72,363.00	18,000.00	2,90,363.00	6,09,637.00	6,27,637.00
84	Senate & Women College Campus	2%	6,13,000.00	-	-	-	6,13,000.00	1,85,510.00	12,260.00	1,97,770.00	4,15,230.00	4,27,490.00
85	Servents Colony, Mcc Campus	2%	10,41,000.00	-	-	-	10,41,000.00	3,15,033.00	20,820.00	3,35,853.00	7,05,147.00	7,25,967.00
86	Servents Colony , Pcb Campus	2%	9,16,000.00	-	-	-	9,16,000.00	2,77,205.00	18,320.00	2,95,525.00	6,20,475.00	6,38,795.00
87	Servents Quarters 128 Nos.	2%	5,12,000.00	-	-	-	5,12,000.00	1,54,944.00	10,240.00	1,65,184.00	3,46,816.00	3,57,056.00
88	Servents Quarters 16 Nos.	2%	6,17,000.00	-	-	-	6,17,000.00	1,86,720.00	12,340.00	1,99,060.00	4,17,940.00	4,30,280.00
89	Shatabdi Hostel	2%	12,00,000.00	-	-	-	12,00,000.00	3,63,150.00	24,000.00	3,87,150.00	8,12,850.00	8,36,850.00
90	Sheeladhar Institute	2%	13,78,000.00	-	-	-	13,78,000.00	4,17,017.00	27,560.00	4,44,577.00	9,33,423.00	9,60,983.00
91	S.N.Hostel	2%	70,35,000.00	-	-	-	70,35,000.00	21,28,967.00	1,40,700.00	22,69,667.00	47,65,333.00	49,06,033.00
92	S.S.L.Hostel	2%	36,92,000.00	-	-	-	36,92,000.00	11,17,292.00	73,840.00	11,91,132.00	25,00,868.00	25,74,708.00
93	Student Association Building	2%	16,11,000.00	-	-	-	16,11,000.00	4,87,529.00	32,220.00	5,19,749.00	10,91,251.00	11,23,471.00
94	Student Lounge MCC Delegacy	2%	5,76,000.00	-	-	-	5,76,000.00	1,74,312.00	11,520.00	1,85,832.00	3,90,168.00	4,01,688.00
95	Students Association Ext. Building	2%	1,21,000.00	-	-	-	1,21,000.00	36,618.00	2,420.00	39,038.00	81,962.00	84,382.00
96	Teacher Residence	2%	75,54,000.00	-	-	-	75,54,000.00	22,86,029.00	1,51,080.00	24,37,109.00	51,16,891.00	52,67,971.00
97	Teachers Room	2%	41,24,000.00	-	-	-	41,24,000.00	12,48,026.00	82,480.00	13,30,506.00	27,93,494.00	28,75,974.00
98	Tiled Roof (A.N.Jha)	2%	2,95,000.00	-	-	-	2,95,000.00	89,275.00	5,900.00	95,175.00	1,99,825.00	2,05,725.00
99	Tiled Roof (P.C.Banerjee)	2%	9,60,000.00	-	-	-	9,60,000.00	2,90,520.00	19,200.00	3,09,720.00	6,50,280.00	6,69,480.00
100	Tiled Roof Servents Qu.MCC Campus	2%	1,27,000.00	-	-	-	1,27,000.00	38,434.00	2,540.00	40,974.00	86,026.00	88,566.00
101	Tiled Roof (S.S.L.)	2%	9,60,000.00	-	-	-	9,60,000.00	2,90,520.00	19,200.00	3,09,720.00	6,50,280.00	6,69,480.00
102	Urdu Department Building	2%	6,93,000.00	-	-	-	6,93,000.00	2,09,720.00	13,860.00	2,23,580.00	4,69,420.00	4,83,280.00
103	Vijayanagaram Hall (Maths)	2%	59,36,000.00	-	-	-	59,36,000.00	17,96,382.00	1,18,720.00	19,15,102.00	40,20,898.00	41,39,618.00
104	Women College Building	2%	33,66,000.00	-	-	-	33,66,000.00	10,18,636.00	67,320.00	10,85,956.00	22,80,044.00	23,47,364.00

105	Various Civil Work-Transit Account	2%	5,22,19,282.67	-	-	-	5,22,19,282.67	1,52,01,926.00	10,44,386.00	1,62,46,312.00	3,59,72,970.67	3,70,17,356.67
106	Various Minor Civil Work-Transit A/c	2%	40,07,213.00	-	-	-	40,07,213.00	12,12,681.00	80,144.00	12,92,825.00	27,14,388.00	27,94,532.00
107	Civil Works	2%	4,61,03,300.00	-	-	-	4,61,03,300.00	30,17,074.00	9,22,066.00	39,39,140.00	4,21,64,160.00	4,30,86,226.00
108	Summer Pump (Tube Well)	2%	43,782.50	-	-	-	43,782.50	33,093.00	876.00	33,969.00	9,813.50	10,689.50
109	Tube Well	2%	36,00,000.00	-	-	-	36,00,000.00	27,21,150.00	72,000.00	27,93,150.00	8,06,850.00	8,78,850.00
110	Water Supply Systems	2%	4,82,000.00	-	-	-	4,82,000.00	3,64,332.00	9,640.00	3,73,972.00	1,08,028.00	1,17,668.00
111	Water Tank	2%	14,00,000.00	-	-	-	14,00,000.00	10,58,225.00	28,000.00	10,86,225.00	3,13,775.00	3,41,775.00
112	Watter Filling Pump	2%	4,155.00	-	-	-	4,155.00	3,142.00	83.00	3,225.00	930.00	1,013.00
113	Pumping Set	2%	2,40,000.00	-	-	-	2,40,000.00	1,81,410.00	4,800.00	1,86,210.00	53,790.00	58,590.00
	Xth PLAN & Xith PLAN											
108	Buildings	2%	20,90,06,750.00	-	-	-	20,90,06,750.00	6,32,50,669.00	41,80,135.00	6,74,30,804.00	14,15,75,946.00	14,57,56,081.00
109	Addition & Upgradation	2%	6,61,03,857.00	-	-	-	6,61,03,857.00	1,98,88,223.00	13,22,077.00	2,12,10,300.00	4,48,93,557.00	4,62,15,634.00
110	Addition & upgradation of Water Supply	2%	49,16,535.00	-	-	-	49,16,535.00	14,87,869.00	98,331.00	15,86,200.00	33,30,335.00	34,28,666.00
111	Basic Facilities for Women	2%	3,43,051.00	-	-	-	3,43,051.00	1,03,816.00	6,861.00	1,10,677.00	2,32,374.00	2,39,235.00
112	Construction of Tube Well	2%	12,65,935.00	-	-	-	12,65,935.00	3,83,106.00	25,319.00	4,08,425.00	8,57,510.00	8,82,829.00
113	Nano Center	2%	4,07,609.00	-	-	-	4,07,609.00	1,23,350.00	8,152.00	1,31,502.00	2,76,107.00	2,84,259.00
114	Indira Gandhi Social Science Inst	2%	12,09,022.00	-	-	-	12,09,022.00	3,65,875.00	24,180.00	3,90,055.00	8,18,967.00	8,43,147.00
115	Other Civil Works	2%	45,03,040.87	-	-	-	45,03,040.87	13,62,734.00	90,061.00	14,52,795.00	30,50,245.87	31,40,306.87
116	Campus Development at PCB Hostel	2%	59,84,846.00	-	-	-	59,84,846.00	18,11,164.00	1,19,697.00	19,30,861.00	40,53,985.00	41,73,682.00
117	Other Items	2%	15,19,086.00	-	-	-	15,19,086.00	4,59,716.00	30,382.00	4,90,098.00	10,28,988.00	10,59,370.00
118	Campus Development	2%	58,18,819.00	-	-	-	58,18,819.00	10,73,303.00	1,16,376.00	11,89,679.00	46,29,140.00	47,45,516.00
119	Buildings	2%	1,95,02,931.00	-	-	-	1,95,02,931.00	59,02,078.00	3,90,059.00	62,92,137.00	1,32,10,794.00	1,36,00,853.00
120	Addition, Upgradation & Renvovation	2%	4,70,51,295.00	-	-	-	4,70,51,295.00	1,42,38,900.00	9,41,026.00	1,51,79,926.00	3,18,71,369.00	3,28,12,395.00
121	Campus Development	2%	43,68,323.00	-	-	-	43,68,323.00	13,21,960.00	87,366.00	14,09,326.00	29,58,997.00	30,46,363.00
122	BA LLB	2%	7,31,00,378.00	-	-	-	7,31,00,378.00	1,02,34,056.00	14,62,008.00	1,16,96,064.00	6,14,04,314.00	6,28,66,322.00
123	Guest House-obc	2%	71,875.00	-	-	-	71,875.00	8,628.00	1,438.00	10,066.00	61,809.00	63,247.00
124	Mess Block PCB & SSL-obc	2%	4,50,04,648.00	-	-	-	4,50,04,648.00	54,00,558.00	9,00,093.00	63,00,651.00	3,87,03,997.00	3,96,04,090.00
125	PCB Hostel-obc	2%	50,00,000.00	-	-	-	50,00,000.00	6,00,000.00	1,00,000.00	7,00,000.00	43,00,000.00	44,00,000.00
126	Tilak Bhawan-obc	2%	11,01,235.00	-	-	-	11,01,235.00	1,32,150.00	22,025.00	1,54,175.00	9,47,060.00	9,69,085.00
127	BOYS HOSTEL PHASE-II PLAN	2%	14,91,780.00	-	-	-	14,91,780.00	1,79,016.00	29,836.00	2,08,852.00	12,82,928.00	13,12,764.00
128	CBCS LAB-PLAN	2%	47,16,000.00	-	-	-	47,16,000.00	5,65,920.00	94,320.00	6,60,240.00	40,55,760.00	41,50,080.00
129	CFT BUILDING -PLAN	2%	1,15,48,589.00	-	-	-	1,15,48,589.00	13,85,832.00	2,30,972.00	16,16,804.00	99,31,785.00	1,01,62,757.00
130	CIVIL WORK-PLAN	2%	9,82,134.00	-	-	-	9,82,134.00	1,17,858.00	19,643.00	1,37,501.00	8,44,633.00	8,64,276.00
131	FACULTY/STAFF QUARTER-PLAN	2%	2,11,16,430.00	-	-	-	2,11,16,430.00	25,33,974.00	4,22,329.00	29,56,303.00	1,81,60,127.00	1,85,82,456.00
132	FCI CAMPUS & LECTURE THEATER	2%	35,86,42,343.00	-	-	-	35,86,42,343.00	6,45,55,623.00	71,72,847.00	7,17,28,470.00	28,69,13,873.00	29,40,86,720.00
133	Girls Hostel Building-Plan	2%	6,80,81,026.00	-	-	-	6,80,81,026.00	81,69,726.00	13,61,621.00	95,31,347.00	5,85,49,679.00	5,99,11,300.00
134	IPS BUILDING-PLAN	2%	3,08,63,144.00	-	-	-	3,08,63,144.00	37,03,578.00	6,17,263.00	43,20,841.00	2,65,42,303.00	2,71,59,566.00
135	JKI BUILDING -PLAN	2%	35,57,264.00	-	-	-	35,57,264.00	4,26,870.00	71,145.00	4,98,015.00	30,59,249.00	31,30,394.00

136	PCB HOSTEL BUILDING-PLAN	2%	2,71,76,401.00	-	-	-	2,71,76,401.00	32,61,168.00	5,43,528.00	38,04,696.00	2,33,71,705.00	2,39,15,233.00
137	PCB & SSL HOSTEL BUILDING -PLAN	2%	1,18,81,100.00	-	-	-	1,18,81,100.00	14,25,732.00	2,37,622.00	16,63,354.00	1,02,17,746.00	1,04,55,368.00
138	Resserch Lab Building	2%	1,92,45,000.00	-	-	-	1,92,45,000.00	23,09,400.00	3,84,900.00	26,94,300.00	1,65,50,700.00	1,69,35,600.00
139	SN HOSTEL MESS & TOILET-PLAN	2%	86,37,000.00	-	-	-	86,37,000.00	10,36,440.00	1,72,740.00	12,09,180.00	74,27,820.00	76,00,560.00
140	TUBEWELL G N JHA-PLAN	2%	6,30,917.00	-	-	-	6,30,917.00	75,708.00	12,618.00	88,326.00	5,42,591.00	5,55,209.00
141	TYPE-II QUARTERS 24 NOS	2%	1,78,59,691.00	-	-	-	1,78,59,691.00	21,43,164.00	3,57,194.00	25,00,358.00	1,53,59,333.00	1,57,16,527.00
142	USIC Building	2%	2,88,40,236.00	-	-	-	2,88,40,236.00	34,60,830.00	5,76,805.00	40,37,635.00	2,48,02,601.00	2,53,79,406.00
143	WOMENS HOSTEL BUILDING -MERGED SC	2%	1,00,00,000.00	-	-	-	1,00,00,000.00	12,00,000.00	2,00,000.00	14,00,000.00	86,00,000.00	88,00,000.00
G	Civil Works colleges	2%	-	-	-	-	-	-	-	-	-	-
1	Miror Civil Works	2%	51,856.00	-	-	-	51,856.00	15,692.00	1,037.00	16,729.00	35,127.00	36,164.00
2	Buildings of ECC	2%	2,12,635.00	-	-	-	2,12,635.00	64,351.00	4,253.00	68,604.00	1,44,031.00	1,48,284.00
3	Civil Work ISDC	2%	2,31,30,783.00	14,86,717.00	-	-	2,46,17,500.00	28,32,801.00	4,92,350.00	33,25,151.00	2,12,92,349.00	2,02,97,982.00
4	Buildings of R.T.D.M	2%	8,07,315.00	-	-	-	8,07,315.00	2,44,311.00	16,146.00	2,60,457.00	5,46,858.00	5,63,004.00
5	Buildings of SPM	2%	41,06,465.00	23,55,624.00	-	-	64,62,089.00	2,63,619.00	1,29,242.00	3,92,861.00	60,69,228.00	38,42,846.00
6	Civil Work ADC	2%	12,56,681.00	-	-	-	12,56,681.00	2,01,072.00	25,134.00	2,26,206.00	10,30,475.00	10,55,609.00
7	SSK CLASS ROOM	2%	1,47,02,795.00	-	-	-	1,47,02,795.00	20,58,392.00	2,94,056.00	23,52,448.00	1,23,50,347.00	1,26,44,403.00
			1,50,19,20,841.04	38,42,341.00	-	-	1,50,57,63,182.04	32,31,45,857.00	3,01,15,268.00	35,32,61,125.00	1,15,25,02,057.04	1,17,87,74,983.04
C	Books											
1	Books	10%	19,21,40,941.20	62,27,894.56	-	-	19,83,68,835.76	18,78,83,402.32	10,95,848.35	18,89,79,250.67	93,89,585.09	42,57,539.88
2	Library A/C Transit	10%	8,97,556.00	-	-	-	8,97,556.00	8,97,555.00	-	8,97,555.00	1.00	1.00
3	Books (Rajiv Gandhi Chair)	10%	26,184.00	-	-	-	26,184.00	26,183.00	-	26,183.00	1.00	1.00
4	Books - 1	10%	27,88,57,423.64	-	-	-	27,88,57,423.64	27,88,57,422.64	-	27,88,57,422.64	1.00	1.00
5	Books(WSC)	10%	2,26,259.00	-	-	-	2,26,259.00	2,26,258.00	-	2,26,258.00	1.00	1.00
6	Books(GTPSI)	10%	37,598.00	-	-	-	37,598.00	37,597.00	-	37,597.00	1.00	1.00
7	Library Books	10%	19,66,575.00	-	-	-	19,66,575.00	1,96,658.00	1,96,658.00	3,93,316.00	15,73,259.00	17,69,917.00
	OBC		-	-	-	-	-	-	-	-	-	-
8	Books & Journals Colleges	10%	11,77,12,491.93	-	-	-	11,77,12,491.93	11,77,12,490.93	-	11,77,12,490.93	1.00	1.00
9	Books of A.D.C.	10%	19,28,794.00	-	-	-	19,28,794.00	19,28,793.00	-	19,28,793.00	1.00	1.00
10	Books of A.K.D.C.	10%	2,92,538.00	2,35,962.00	-	-	5,28,500.00	1,05,161.00	52,850.00	1,58,011.00	3,70,489.00	1,87,377.00
11	Books of C.M.P.	10%	16,39,443.00	-	-	-	16,39,443.00	16,39,442.00	-	16,39,442.00	1.00	1.00
12	Books of E.C.C.	10%	15,23,444.00	-	-	-	15,23,444.00	14,24,020.00	99,423.00	15,23,443.00	1.00	99,424.00
13	Books of H.G.D.C.	10%	13,54,370.00	-	-	-	13,54,370.00	11,50,149.00	1,35,437.00	12,85,586.00	68,784.00	2,04,221.00
14	Books of I.S.D.	10%	97,55,905.00	14,99,576.00	-	-	1,12,55,481.00	51,69,215.00	11,25,548.00	62,94,763.00	49,60,718.00	45,86,690.00
15	Books of J.T.G.	10%	16,58,185.00	-	-	-	16,58,185.00	16,58,184.00	-	16,58,184.00	1.00	1.00
16	Books of K.P. TRAINING	10%	3,96,135.00	-	-	-	3,96,135.00	2,70,276.00	39,614.00	3,09,890.00	86,245.00	1,25,859.00
17	Books of R.T.M.D.C.	10%	1,86,818.00	-	-	-	1,86,818.00	1,86,817.00	-	1,86,817.00	1.00	1.00
18	Books of R.T.M.D.C.	10%	70,362.00	-	-	-	70,362.00	35,180.00	7,036.00	42,216.00	28,146.00	35,182.00
19	Books of S.P.M.	10%	11,84,251.00	-	-	-	11,84,251.00	4,74,257.00	1,18,425.00	5,92,682.00	5,91,569.00	7,09,994.00
20	Books	10%	20,60,139.00	-	-	-	20,60,139.00	20,60,138.00	-	20,60,138.00	1.00	1.00
21	Books of S.S.KHANNA	10%	8,81,281.00	-	-	-	8,81,281.00	8,81,280.00	-	8,81,280.00	1.00	1.00
			61,47,96,693.77	79,63,432.56	-	-	62,27,60,126.33	60,28,20,478.89	28,70,839.35	60,56,91,318.24	1,70,68,808.09	1,19,76,215.88

D	Computer Peripherals											
1	Computer	20%	80,54,236.00	-	-	-	80,54,236.00	80,54,235.00	-	80,54,235.00	1.00	1.00
2	U.P.S.	20%	3,75,548.00	-	-	-	3,75,548.00	3,75,547.00	-	3,75,547.00	1.00	1.00
3	Computer & Printer (App.Phys.)	20%	1,86,240.00	-	-	-	1,86,240.00	1,86,239.00	-	1,86,239.00	1.00	1.00
4	Computer & Printer (Botony)	20%	43,600.00	-	-	-	43,600.00	43,599.00	-	43,599.00	1.00	1.00
5	Printing Head	20%	1,950.00	-	-	-	1,950.00	1,949.00	-	1,949.00	1.00	1.00
	PLAN		-	-	-	-	-	-	-	-	-	-
6	Computer Pheripherals	20%	3,90,89,600.00	-	-	-	3,90,89,600.00	3,90,89,599.00	-	3,90,89,599.00	1.00	1.00
7	UP Gradation of LAN	20%	78,03,118.00	-	-	-	78,03,118.00	78,03,117.00	-	78,03,117.00	1.00	1.00
	OBC		-	-	-	-	-	-	-	-	-	-
8	Computer Pheripherals	20%	8,87,580.00	-	-	-	8,87,580.00	8,87,579.00	-	8,87,579.00	1.00	1.00
	Assets of Colleges		-	-	-	-	-	-	-	-	-	-
A	Computer Peripherals		-	-	-	-	-	-	-	-	-	-
1	Apparatus For C.M.P. College	20%	1,20,400.00	-	-	-	1,20,400.00	1,20,399.00	-	1,20,399.00	1.00	1.00
2	Computer For A.D.C.	20%	11,31,717.00	-	-	-	11,31,717.00	11,31,716.00	-	11,31,716.00	1.00	1.00
3	Computer For C.M.P. College	20%	10,25,491.00	-	-	-	10,25,491.00	10,25,490.00	-	10,25,490.00	1.00	1.00
4	Computer For A.K.D.C.	20%	2,73,601.00	-	-	-	2,73,601.00	2,73,600.00	-	2,73,600.00	1.00	1.00
5	Computer For E.C.C.	20%	2,05,947.00	-	-	-	2,05,947.00	2,05,946.00	-	2,05,946.00	1.00	1.00
6	Computer For H.D.C.	20%	3,20,053.00	-	-	-	3,20,053.00	3,20,052.00	-	3,20,052.00	1.00	1.00
7	Computer For I.S.D.	20%	2,01,500.00	-	-	-	2,01,500.00	2,01,499.00	-	2,01,499.00	1.00	1.00
8	Computer For K.P.T.C.	20%	2,86,395.00	-	-	-	2,86,395.00	2,86,394.00	-	2,86,394.00	1.00	1.00
9	Computer For R.T.M.	20%	3,93,979.00	-	-	-	3,93,979.00	3,93,978.00	-	3,93,978.00	1.00	1.00
10	Computer For S.S.K.C.	20%	17,14,056.00	-	-	-	17,14,056.00	17,14,055.00	-	17,14,055.00	1.00	1.00
11	Computer For SPM	20%	1,05,600.00	-	-	-	1,05,600.00	1,05,599.00	-	1,05,599.00	1.00	1.00
12	ICT	20%	3,48,24,594.00	65,94,365.00	-	-	4,14,18,959.00	1,21,55,478.00	82,83,792.00	2,04,39,270.00	2,09,79,689.00	2,26,69,116.00
			9,70,45,205.00	65,94,365.00	-	-	10,36,39,570.00	7,43,76,070.00	82,83,792.00	8,26,59,862.00	2,09,79,708.00	2,26,69,135.00
E	Electrical Equipments											
1	Cabin Fan	5.00%	17,008.00	-	-	-	17,008.00	13,363.00	850.00	14,213.00	2,795.00	3,645.00
2	Ceiling Fan	5.00%	7,54,918.36	-	-	-	7,54,918.36	5,93,272.00	37,746.00	6,31,018.00	1,23,900.36	1,61,646.36
3	Cooler Pump	5.00%	6,415.00	-	-	-	6,415.00	5,043.00	321.00	5,364.00	1,051.00	1,372.00
4	Electric Goods	5.00%	5,27,433.00	-	-	-	5,27,433.00	4,14,500.00	26,372.00	4,40,872.00	86,561.00	1,12,933.00
5	Emergency Light	5.00%	2,268.75	-	-	-	2,268.75	1,779.00	113.00	1,892.00	376.75	489.75
6	Exhaust Fan	5.00%	97,185.72	-	-	-	97,185.72	76,374.00	4,859.00	81,233.00	15,952.72	20,811.72
7	Gezar	5.00%	2,970.00	-	-	-	2,970.00	2,339.00	149.00	2,488.00	482.00	631.00
8	Room Heater	5.00%	150.00	-	-	-	150.00	121.50	8.00	129.50	20.50	28.50
9	Electric Equipments (Transit)	5.00%	2,99,58,160.00	-	-	-	2,99,58,160.00	2,35,43,369.00	14,97,908.00	2,50,41,277.00	49,16,883.00	64,14,791.00
10	Table Fan	5.00%	990.00	-	-	-	990.00	782.00	50.00	832.00	158.00	208.00
11	Air Conditioners	5.00%	3,17,780.00	-	-	-	3,17,780.00	1,33,129.00	15,889.00	1,49,018.00	1,68,762.00	1,84,651.00
	PLAN		-	-	-	-	-	-	-	-	-	-
12	Electric Installations	5%	82,73,882.00	-	-	-	82,73,882.00	48,06,968.00	4,13,694.00	52,20,662.00	30,53,220.00	34,66,914.00
	OBC		-	-	-	-	-	-	-	-	-	-
13	Electric Installations	5%	20,96,137.00	-	-	-	20,96,137.00	16,47,303.00	1,04,807.00	17,52,110.00	3,44,027.00	4,48,834.00
			4,20,55,297.83	-	-	-	4,20,55,297.83	3,12,38,342.50	21,02,766.00	3,33,41,108.50	87,14,189.33	1,08,16,955.33

	Plant Machinery & Equipments											
1	Plant Machinery & Equipments	5%	22,09,01,789.09	-	-	-	22,09,01,789.09	14,84,78,045.00	1,10,45,089.00	15,95,23,134.00	6,13,78,655.09	7,24,23,744.09
2	Equipments	5%	7,79,69,914.30	1,90,19,751.00	-	-	9,69,89,665.30	5,90,70,123.00	48,49,483.00	6,39,19,606.00	3,30,70,059.30	1,88,99,791.30
3	Equipments Central Libraray	5%	3,90,098.00	-	-	-	3,90,098.00	3,06,569.00	19,505.00	3,26,074.00	64,024.00	83,529.00
4	Student Aminities	5%	1,14,45,379.00	-	-	-	1,14,45,379.00	73,26,545.00	5,72,269.00	78,98,814.00	35,46,565.00	41,18,834.00
5	Sophisticated Sceintific Equipment	5%	8,61,977.00	-	-	-	8,61,977.00	6,77,408.00	43,099.00	7,20,507.00	1,41,470.00	1,84,569.00
6	Equipments(Library)	5%	24,93,487.00	-	-	-	24,93,487.00	19,59,567.00	1,24,674.00	20,84,241.00	4,09,246.00	5,33,920.00
7	Equipments(WSS)	5%	4,93,245.00	-	-	-	4,93,245.00	3,81,819.00	24,662.00	4,06,481.00	86,764.00	1,11,426.00
8	Equipment(GTPSI)	5%	1,33,300.00	-	-	-	1,33,300.00	1,04,757.00	6,665.00	1,11,422.00	21,878.00	28,543.00
9	ICT XII plan	5%	2,68,28,686.00	-	-	-	2,68,28,686.00	1,32,17,135.00	13,41,434.00	1,45,58,569.00	1,22,70,117.00	1,36,11,551.00
10	Equipment for BVOC	5%	4,79,996.00	-	-	-	4,79,996.00	2,27,649.00	24,000.00	2,51,649.00	2,28,347.00	2,52,347.00
11	Other infrastucture (NR)	5%	2,39,31,522.00	-	-	-	2,39,31,522.00	98,36,754.00	11,96,576.00	1,10,33,330.00	1,28,98,192.00	1,40,94,768.00
12	33/11 KVA Power Station	5%	12,27,83,400.00	-	-	-	12,27,83,400.00	6,75,30,870.00	61,39,170.00	7,36,70,040.00	4,91,13,360.00	5,52,52,530.00
			-	-	-	-	-	-	-	-	-	-
	Plant Machinery & Equipments											
1	Plant Machinery & Equipments	5%	14,10,287.00	-	-	-	14,10,287.00	6,24,855.00	70,514.00	6,95,369.00	7,14,918.00	7,85,432.00
2	Equipments	5%	11,86,88,691.00	-	-	-	11,86,88,691.00	6,28,14,139.00	59,34,435.00	6,87,48,574.00	4,99,40,117.00	5,58,74,552.00
3	Xerox machine	5%	1,81,230.00	-	-	-	1,81,230.00	72,496.00	9,062.00	81,558.00	99,672.00	1,08,734.00
	Plant & Machinery											
1	Generator	5%	84,723.00	-	-	-	84,723.00	66,580.00	4,236.00	70,816.00	13,907.00	18,143.00
2	Generator (New)	5%	4,31,292.00	-	-	-	4,31,292.00	3,38,945.00	21,565.00	3,60,510.00	70,782.00	92,347.00
3	Generator(Sri Ram Honda)	5%	84,723.00	-	-	-	84,723.00	66,580.00	4,236.00	70,816.00	13,907.00	18,143.00
4	Instrument & Machinery	5%	32,79,822.00	-	-	-	32,79,822.00	21,28,667.00	1,63,991.00	22,92,658.00	9,87,164.00	11,51,155.00
5	Room Cooler / Water Cooler	5%	67,776.84	-	-	-	67,776.84	53,265.00	3,389.00	56,654.00	11,122.84	14,511.84
6	Water Cooler	5%	1,41,463.24	-	-	-	1,41,463.24	1,11,171.00	7,073.00	1,18,244.00	23,219.24	30,292.24
7	Generator-Transit A/C	5%	20,68,024.00	-	-	-	20,68,024.00	16,25,207.00	1,03,401.00	17,28,608.00	3,39,416.00	4,42,817.00
8	CCTV Camera	5%	24,23,050.00	-	-	-	24,23,050.00	7,26,918.00	1,21,153.00	8,48,071.00	15,74,979.00	16,96,132.00
	Equipment Colleges											
1	Equipment For A.K.D.	5%	20,64,302.00	-	-	-	20,64,302.00	15,79,227.00	1,03,215.00	16,82,442.00	3,81,860.00	4,85,075.00
2	Equipment For I.S.D.	5%	28,66,837.00	-	-	-	28,66,837.00	22,52,977.00	1,43,342.00	23,96,319.00	4,70,518.00	6,13,860.00
3	Equipment For J.T.G.	5%	23,44,213.00	1,85,750.00	-	-	25,29,963.00	18,42,261.00	1,26,498.00	19,68,759.00	5,61,204.00	5,01,952.00
4	Equipment For K.P. TRAINING	5%	23,27,753.00	1,42,300.00	-	-	24,70,053.00	10,45,697.00	1,23,503.00	11,69,200.00	13,00,853.00	12,82,056.00
5	Equipment For R.T.M.	5%	23,24,087.00	2,80,849.00	-	-	26,04,936.00	16,69,443.00	1,30,247.00	17,99,690.00	8,05,246.00	6,54,644.00
6	Equipment For S.P.M.	5%	38,27,419.00	2,07,006.00	-	-	40,34,425.00	13,95,559.00	2,01,721.00	15,97,280.00	24,37,145.00	24,31,860.00
7	Equipment For S.S. KHANNA	5%	72,95,590.00	-	-	-	72,95,590.00	32,53,198.00	3,64,780.00	36,17,978.00	36,77,612.00	40,42,392.00
8	Equipment For HAMIDIYA GIRLS COLL.	5%	35,63,004.00	-	-	-	35,63,004.00	26,87,378.00	1,78,150.00	28,65,528.00	6,97,476.00	8,75,626.00
9	Equipment For E.C.C.	5%	28,73,869.00	-	-	-	28,73,869.00	22,58,498.00	1,43,693.00	24,02,191.00	4,71,678.00	6,15,371.00
10	Equipment For A.D.C.	5%	74,57,856.00	10,600.00	-	-	74,68,456.00	52,93,445.00	3,73,423.00	56,66,868.00	18,01,588.00	21,64,411.00

11	Equipment For C.M.P.	5%	54,22,462.00	11,09,873.00	-	-	65,32,335.00	34,40,495.00	3,26,617.00	37,67,112.00	27,65,223.00	19,81,967.00
12	Air Conditioner SS Khanna	5%	8,73,400.00	-	-	-	8,73,400.00	6,86,384.00	43,670.00	7,30,054.00	1,43,346.00	1,87,016.00
D	Instruments Of Colleges		-	-	-	-	-	-	-	-	-	-
1	Instruments For A.D.C.	5%	1,43,013.00	-	-	-	1,43,013.00	1,12,393.00	7,151.00	1,19,544.00	23,469.00	30,620.00
2	Instruments For C.M.P.	5%	3,36,540.00	-	-	-	3,36,540.00	2,64,479.00	16,827.00	2,81,306.00	55,234.00	72,061.00
E	Plant & Machinery Colleges		-	-	-	-	-	-	-	-	-	-
1	Genset For C.M.P.	5%	6,55,900.00	-	-	-	6,55,900.00	5,15,455.00	32,795.00	5,48,250.00	1,07,650.00	1,40,445.00
2	Genset For J.T.D.C.	5%	5,05,747.00	-	-	-	5,05,747.00	3,97,451.00	25,287.00	4,22,738.00	83,009.00	1,08,296.00
3	Genset & W/Cooler For R.T.C.	5%	3,04,200.00	-	-	-	3,04,200.00	2,39,064.00	15,210.00	2,54,274.00	49,926.00	65,136.00
4	Genset For ECC	5%	8,07,000.00	-	-	-	8,07,000.00	3,22,800.00	40,350.00	3,63,150.00	4,43,850.00	4,84,200.00
5	Genset For SPM	5%	4,69,235.00	-	-	-	4,69,235.00	1,40,772.00	23,462.00	1,64,234.00	3,05,001.00	3,28,463.00
5	Genset & W/Cooler For ADC	5%	6,67,204.00	-	-	-	6,67,204.00	1,33,440.00	33,360.00	1,66,800.00	5,00,404.00	5,33,764.00
H	Equipments colleges		-	-	-	-	-	-	-	-	-	-
1	Equipments K.P.T.C.	5%	3,10,893.00	6,67,357.00	-	-	9,78,250.00	1,75,839.00	48,913.00	2,24,752.00	7,53,498.00	1,35,054.00
2	Handicam For E.C.C.	5%	22,790.00	-	-	-	22,790.00	17,915.00	1,140.00	19,055.00	3,735.00	4,875.00
3	Others For E.C.C.	5%	11,500.00	-	-	-	11,500.00	9,037.00	575.00	9,612.00	1,888.00	2,463.00
4	Others For J.T.D.C.	5%	4,30,119.00	-	-	-	4,30,119.00	1,27,216.00	21,506.00	1,48,722.00	2,81,397.00	3,02,903.00
5	Overhead Projector For H.G.D.C.	5%	1,67,066.00	-	-	-	1,67,066.00	1,31,291.00	8,353.00	1,39,644.00	27,422.00	35,775.00
6	Equipments C.M.P.	5%	32,61,378.00	29,81,036.00	-	-	62,42,414.00	5,25,389.00	3,12,121.00	8,37,510.00	54,04,904.00	27,35,989.00
7	Equipments I.S.D.C.	5%	21,75,991.00	-	-	-	21,75,991.00	4,46,748.00	1,08,800.00	5,55,548.00	16,20,443.00	17,29,243.00
8	Water Cooler For S.S.Khanna	5%	33,890.00	-	-	-	33,890.00	26,638.00	1,695.00	28,333.00	5,557.00	7,252.00
9	Sports Item Purchased	5%	52,740.00	-	-	-	52,740.00	41,447.00	2,637.00	44,084.00	8,656.00	11,293.00
10	Software Purchases of Colleges	5%	7,15,000.00	-	-	-	7,15,000.00	5,61,901.00	35,750.00	5,97,651.00	1,17,349.00	1,53,099.00
11	Equipments R.T.M.	5%	1,18,313.00	1,34,900.00	-	-	2,53,213.00	17,748.00	12,661.00	30,409.00	2,22,804.00	1,00,565.00
12	Equipments S.P.M.	5%	4,08,503.00	8,78,650.00	-	-	12,87,153.00	61,275.00	64,358.00	1,25,633.00	11,61,520.00	3,47,228.00
13	Equipments A.D.C	5%	0.00	21,94,950.00	-	-	21,94,950.00	-	1,09,748.00	1,09,748.00	20,85,202.00	-
14	Equipments A.K.D	5%	-	5,66,896.00	-	-	5,66,896.00	-	28,345.00	28,345.00	5,38,551.00	-
15	Equipments H.D.C	5%	-	10,75,828.00	-	-	10,75,828.00	-	53,791.00	53,791.00	10,22,037.00	-
			67,24,11,689.47	2,94,55,746.00	-	-	70,18,67,435.47	40,94,18,924.00	3,50,93,375.00	44,45,12,299.00	25,73,55,136.47	26,29,92,765.47
F	Furnitures & Fixtures - AU		-	-	-	-	-	-	-	-	-	-
1	Almirah	7.50%	15,25,800.68	-	-	-	15,25,800.68	13,13,053.00	1,14,435.00	14,27,488.00	98,312.68	2,12,747.68
2	Armless Chairs	7.50%	1,79,267.60	-	-	-	1,79,267.60	1,56,142.00	13,445.00	1,69,587.00	9,680.60	23,125.60
3	Beds	7.50%	27,022.00	-	-	-	27,022.00	23,539.00	2,027.00	25,566.00	1,456.00	3,483.00
4	Benches & Desks	7.50%	2,77,460.00	-	-	-	2,77,460.00	2,41,671.00	20,810.00	2,62,481.00	14,979.00	35,789.00
5	Benches	7.50%	2,44,400.00	-	-	-	2,44,400.00	2,12,872.00	18,330.00	2,31,202.00	13,198.00	31,528.00
6	Black Boards	7.50%	11,606.25	-	-	-	11,606.25	10,106.00	870.00	10,976.00	630.25	1,500.25
7	Book Racks	7.50%	259.00	-	-	-	259.00	222.00	19.00	241.00	18.00	37.00
8	Book Shelves & Cases	7.50%	1,25,931.00	-	-	-	1,25,931.00	1,09,687.00	9,445.00	1,19,132.00	6,799.00	16,244.00
9	Boxes	7.50%	2,434.00	-	-	-	2,434.00	2,123.00	183.00	2,306.00	128.00	311.00
10	Cabin Desks	7.50%	8,72,512.00	-	-	-	8,72,512.00	7,59,955.00	65,438.00	8,25,393.00	47,119.00	1,12,557.00
11	Cabinets	7.50%	30,047.00	-	-	-	30,047.00	26,175.00	2,254.00	28,429.00	1,618.00	3,872.00
12	Calbinder	7.50%	20,000.00	-	-	-	20,000.00	17,420.00	1,500.00	18,920.00	1,080.00	2,580.00

13	Cash Box	7.50%	3,881.20	-	-	-	3,881.20	3,379.00	291.00	3,670.00	211.20	502.20
14	Chairs	7.50%	15,43,172.36	-	-	-	15,43,172.36	11,31,069.00	1,15,738.00	12,46,807.00	2,96,365.36	4,12,103.36
15	Combined Desks	7.50%	12,27,347.00	-	-	-	12,27,347.00	10,69,019.00	92,051.00	11,61,070.00	66,277.00	1,58,328.00
16	Conference Tables	7.50%	4,640.00	-	-	-	4,640.00	4,042.00	348.00	4,390.00	250.00	598.00
17	Easy Chairs	7.50%	64,256.16	-	-	-	64,256.16	55,966.00	4,819.00	60,785.00	3,471.16	8,290.16
18	Executive Chairs	7.50%	86,444.20	-	-	-	86,444.20	19,863.00	6,483.00	26,346.00	60,098.20	66,581.20
19	Filing Cabinets	7.50%	16,312.50	-	-	-	16,312.50	14,204.00	1,223.00	15,427.00	885.50	2,108.50
20	Glass Boards	7.50%	82,867.00	-	-	-	82,867.00	72,177.00	6,215.00	78,392.00	4,475.00	10,690.00
21	Lab. Tables	7.50%	34,200.00	-	-	-	34,200.00	29,788.00	2,565.00	32,353.00	1,847.00	4,412.00
22	Letter Boxes	7.50%	12.00	-	-	-	12.00	11.00	-	11.00	1.00	1.00
23	Letter Stands	7.50%	1,875.00	-	-	-	1,875.00	1,637.00	141.00	1,778.00	97.00	238.00
24	Long Tables	7.50%	95,770.50	-	-	-	95,770.50	83,417.00	7,183.00	90,600.00	5,170.50	12,353.50
25	Moulded Chairs	7.50%	25,300.00	-	-	-	25,300.00	22,040.00	1,898.00	23,938.00	1,362.00	3,260.00
26	Notice Boards	7.50%	27,348.00	-	-	-	27,348.00	23,819.00	2,051.00	25,870.00	1,478.00	3,529.00
27	Office Tables	7.50%	1,46,101.70	-	-	-	1,46,101.70	1,27,257.00	10,958.00	1,38,215.00	7,886.70	18,844.70
28	Official Brief Cases	7.50%	29,192.00	-	-	-	29,192.00	25,423.00	2,189.00	27,612.00	1,580.00	3,769.00
29	Racks	7.50%	2,39,881.70	-	-	-	2,39,881.70	2,08,935.00	17,991.00	2,26,926.00	12,955.70	30,946.70
30	Revolving Chairs	7.50%	36,068.00	-	-	-	36,068.00	31,415.00	2,705.00	34,120.00	1,948.00	4,653.00
31	Sofa Sets	7.50%	37,070.00	-	-	-	37,070.00	32,286.00	2,780.00	35,066.00	2,004.00	4,784.00
32	Steel Folding Chairs	7.50%	95,703.64	-	-	-	95,703.64	83,359.00	7,178.00	90,537.00	5,166.64	12,344.64
33	Stool Racks	7.50%	75,481.00	-	-	-	75,481.00	65,743.00	5,661.00	71,404.00	4,077.00	9,738.00
34	Stools	7.50%	1,11,336.60	-	-	-	1,11,336.60	96,972.00	8,350.00	1,05,322.00	6,014.60	14,364.60
35	Study Tables_1	7.50%	50,010.00	-	-	-	50,010.00	43,561.00	3,751.00	47,312.00	2,698.00	6,449.00
36	Study Tables_2	7.50%	5,16,475.20	-	-	-	5,16,475.20	4,49,853.00	38,736.00	4,88,589.00	27,886.20	66,622.20
37	S. Type Chairs	7.50%	2,94,549.00	-	-	-	2,94,549.00	2,56,551.00	22,091.00	2,78,642.00	15,907.00	37,998.00
38	Tables	7.50%	77,990.00	-	-	-	77,990.00	67,927.00	5,849.00	73,776.00	4,214.00	10,063.00
39	Tables & Stools	7.50%	12,62,453.00	-	-	-	12,62,453.00	8,25,047.00	94,684.00	9,19,731.00	3,42,722.00	4,37,406.00
40	Takhats	7.50%	3,28,236.50	-	-	-	3,28,236.50	2,85,896.00	24,618.00	3,10,514.00	17,722.50	42,340.50
41	Typewriter Tables	7.50%	589.86	-	-	-	589.86	512.00	44.00	556.00	33.86	77.86
42	Furniture	7.50%	11,04,487.00	3,52,000.00	-	-	14,56,487.00	82,837.00	1,09,237.00	1,92,074.00	12,64,413.00	10,21,650.00
43	Furniture Merged	7.50%	9,40,32,299.15	-	-	-	9,40,32,299.15	7,48,29,376.00	70,52,422.00	8,18,81,798.00	1,21,50,501.15	1,92,02,923.15
44	Furniture & Fixtures(Library)	7.50%	18,22,783.00	-	-	-	18,22,783.00	15,87,646.00	1,36,709.00	17,24,355.00	98,428.00	2,35,137.00
45	Furniture at Guest House	7.50%	6,33,256.00	-	-	-	6,33,256.00	3,61,948.00	47,494.00	4,09,442.00	2,23,814.00	2,71,308.00
46	Furniture Transit A/c	7.50%	1,80,77,972.00	-	-	-	1,80,77,972.00	1,57,45,915.00	13,55,848.00	1,71,01,763.00	9,76,209.00	23,32,057.00
47	Furniture BALLB	7.50%	3,50,875.00	-	-	-	3,50,875.00	1,98,159.00	26,316.00	2,24,475.00	1,26,400.00	1,52,716.00
			-	-	-	-	-	-	-	-	-	-
C	Furnitures & Fixtures Colleges		-	-	-	-	-	-	-	-	-	-
1	Furniture For H.D.C.	7.50%	24,16,897.00	1,05,700.00	-	-	25,22,597.00	21,05,116.00	1,89,195.00	22,94,311.00	2,28,286.00	3,11,781.00
2	Furniture For A.K.D.C.	7.50%	22,97,619.00	11,26,197.00	-	-	34,23,816.00	20,01,223.00	2,56,786.00	22,58,009.00	11,65,807.00	2,96,396.00
3	Furniture For J.T.C.	7.50%	8,54,340.00	-	-	-	8,54,340.00	7,44,135.00	64,076.00	8,08,211.00	46,129.00	1,10,205.00
4	Furniture For K.P. TRAINING	7.50%	22,88,281.00	11,63,600.00	-	-	34,51,881.00	14,62,500.00	2,58,891.00	17,21,391.00	17,30,490.00	8,25,781.00
5	Furniture For R.T.M.	7.50%	14,48,579.00	5,95,400.00	-	-	20,43,979.00	8,31,396.00	1,53,298.00	9,84,694.00	10,59,285.00	6,17,183.00
6	Furniture For S.P.M.	7.50%	58,60,096.00	-	-	-	58,60,096.00	19,80,360.00	4,39,507.00	24,19,867.00	34,40,229.00	38,79,736.00
7	Furniture For C.M.P.	7.50%	81,30,184.00	57,42,580.00	-	-	1,38,72,764.00	45,98,553.00	10,40,457.00	56,39,010.00	82,33,754.00	35,31,631.00
8	Furniture For I.S.D.C.	7.50%	79,72,766.00	10,05,400.00	-	-	89,78,166.00	45,70,867.00	6,73,362.00	52,44,229.00	37,33,937.00	34,01,899.00
9	Furniture For E.C.C.	7.50%	13,48,530.00	-	-	-	13,48,530.00	11,74,572.00	1,01,140.00	12,75,712.00	72,818.00	1,73,958.00

10	Furniture For S.S.K.	7.50%	16,81,567.00	2,82,312.00	-	-	19,63,879.00	14,64,649.00	1,47,291.00	16,11,940.00	3,51,939.00	2,16,918.00
11	Furniture For A.D.C.	7.50%	79,32,851.00	-	-	-	79,32,851.00	27,86,783.00	5,94,964.00	33,81,747.00	45,51,104.00	51,46,068.00
			16,80,84,685.80	1,03,73,189.00	-	-	17,84,57,874.80	12,45,30,168.00	1,33,84,340.00	13,79,14,508.00	4,05,43,366.80	4,35,54,517.80
G	Office Equipments											
1	Calculating Machines	7.50%	30,387.30	-	-	-	30,387.30	29,957.00	429.30	30,386.30	1.00	430.30
2	Duplicating Machines_1	7.50%	2,96,496.53	-	-	-	2,96,496.53	2,92,306.00	4,189.53	2,96,495.53	1.00	4,190.53
3	Duplicating Machines_2	7.50%	14,023.00	-	-	-	14,023.00	13,827.00	195.00	14,022.00	1.00	196.00
4	Photo Copier	7.50%	4,62,772.12	-	-	-	4,62,772.12	3,16,919.00	34,708.00	3,51,627.00	1,11,145.12	1,45,853.12
5	Photo State Machine	7.50%	71,250.00	-	-	-	71,250.00	70,246.00	1,003.00	71,249.00	1.00	1,004.00
6	Table Lamp / Heater	7.50%	4,807.65	-	-	-	4,807.65	4,743.00	63.65	4,806.65	1.00	64.65
7	Tape Recorder & Cassettes	7.50%	3,378.50	-	-	-	3,378.50	3,328.00	49.50	3,377.50	1.00	50.50
8	Typewriting Machines (English)	7.50%	88,913.62	-	-	-	88,913.62	87,661.00	1,251.62	88,912.62	1.00	1,252.62
9	Typewriting Machines (Hindi) 1	7.50%	3,26,746.00	-	-	-	3,26,746.00	3,22,131.00	4,614.00	3,26,745.00	1.00	4,615.00
10	Typewriting Machines (Hindi) 2	7.50%	31,410.15	-	-	-	31,410.15	30,969.00	440.15	31,409.15	1.00	441.15
11	Watch	7.50%	5,267.50	-	-	-	5,267.50	5,193.00	73.50	5,266.50	1.00	74.50
12	Water Filter	7.50%	763.00	-	-	-	763.00	750.00	12.00	762.00	1.00	13.00
13	Equipent Transit (Teaching)	7.50%	10,59,175.00	-	-	-	10,59,175.00	10,44,213.00	14,961.00	10,59,174.00	1.00	14,962.00
14	Equipent Transit	7.50%	5,26,43,321.00	-	-	-	5,26,43,321.00	5,18,99,733.00	7,43,587.00	5,26,43,320.00	1.00	7,43,588.00
15	Computer Networking Transit A/c	7.50%	7,45,471.00	28,293.00	-	-	7,73,764.00	7,34,939.00	2,121.98	7,37,060.98	36,703.02	10,532.00
16	Office Equipment	7.50%	2,72,42,992.00	1,93,049.00	-	-	2,74,36,041.00	2,25,73,715.00	20,57,703.00	2,46,31,418.00	28,04,623.00	46,69,277.00
17	Imported Equipment	7.50%	13,14,379.00	-	-	-	13,14,379.00	12,95,810.00	18,568.00	13,14,378.00	1.00	18,569.00
18	Equipment	7.50%	4,00,26,854.00	49,72,073.00	-	-	4,49,98,927.00	1,84,85,346.00	33,74,920.00	2,18,60,266.00	2,31,38,661.00	2,15,41,508.00
19	Misc (Admission 2016)	7.50%	2,81,218.00	-	-	-	2,81,218.00	1,68,541.00	21,091.00	1,89,632.00	91,586.00	1,12,677.00
20	CC TV Equip	7.50%	1,35,37,157.00	-	-	-	1,35,37,157.00	71,07,009.00	10,15,287.00	81,22,296.00	54,14,861.00	64,30,148.00
			-	-	-	-	-	-	-	-	-	-
6	Office Equipments											
	Office Equipments	7.50%	58,16,172.00	22,26,686.00	-	-	80,42,858.00	21,65,432.00	6,03,214.00	27,68,646.00	52,74,212.00	36,50,740.00
			-	-	-	-	-	-	-	-	-	-
H	Other Equipments											
1	Equipments of Guest house	7.50%	6,73,666.00	-	-	-	6,73,666.00	2,45,189.00	50,525.00	2,95,714.00	3,77,952.00	4,28,477.00
2	Freeze & Stabilizer_1	7.50%	25,910.00	-	-	-	25,910.00	25,542.00	367.00	25,909.00	1.00	368.00
3	Freeze & Stabilizer_2	7.50%	47,200.00	-	-	-	47,200.00	46,533.00	666.00	47,199.00	1.00	667.00
4	Gas Cylinder	7.50%	2,209.00	-	-	-	2,209.00	2,180.00	28.00	2,208.00	1.00	29.00
5	Gas Stove	7.50%	1,760.40	-	-	-	1,760.40	1,735.00	24.40	1,759.40	1.00	25.40
6	Locks	7.50%	399.00	-	-	-	399.00	394.00	4.00	398.00	1.00	5.00
7	Medical Care Appliances	7.50%	4,49,987.00	-	-	-	4,49,987.00	4,43,630.00	6,356.00	4,49,986.00	1.00	6,357.00
8	Oil Painting Photos	7.50%	1,207.70	-	-	-	1,207.70	1,194.00	12.70	1,206.70	1.00	13.70
9	Others	7.50%	1,19,719.00	-	-	-	1,19,719.00	1,18,029.00	1,689.00	1,19,718.00	1.00	1,690.00
10	MISC. UGAT	7.50%	63,500.00	-	-	-	63,500.00	62,607.00	892.00	63,499.00	1.00	893.00
11	Petromax	7.50%	21,165.00	-	-	-	21,165.00	20,864.00	300.00	21,164.00	1.00	301.00
			14,54,09,677.47	74,20,101.00	-	-	15,28,29,778.47	10,76,20,665.00	79,59,346.33	11,55,80,011.33	3,72,49,767.14	3,77,89,012.47
J	Vehicle											

1	Ambassador (1968)	10%	39,59,520.36	-	-	-	39,59,520.36	31,80,513.00	3,95,952.00	35,76,465.00	3,83,055.36	7,79,007.36
2	Ambassador (1971)	10%	45,000.00	-	-	-	45,000.00	44,999.00	-	44,999.00	1.00	1.00
3	Ambassador (1979)	10%	80,000.00	-	-	-	80,000.00	79,999.00	-	79,999.00	1.00	1.00
4	Ambassador (1986)	10%	1,07,845.00	-	-	-	1,07,845.00	1,07,844.00	-	1,07,844.00	1.00	1.00
5	Ambulance	10%	2,75,370.00	-	-	-	2,75,370.00	2,75,369.00	-	2,75,369.00	1.00	1.00
6	Cycle	10%	2,160.00	-	-	-	2,160.00	2,159.00	-	2,159.00	1.00	1.00
7	Cycles (1992)	10%	90,218.98	-	-	-	90,218.98	90,217.98	-	90,217.98	1.00	1.00
8	Cycles (1997-2002)	10%	46,760.00	-	-	-	46,760.00	46,759.00	-	46,759.00	1.00	1.00
9	Diesel Geep (1971)	10%	38,352.23	-	-	-	38,352.23	38,351.23	-	38,351.23	1.00	1.00
10	Diesel Geep (1974)	10%	40,000.00	-	-	-	40,000.00	39,999.00	-	39,999.00	1.00	1.00
11	Geep Mahindra Commander (1988)	10%	1,95,340.00	-	-	-	1,95,340.00	1,95,339.00	-	1,95,339.00	1.00	1.00
12	Mahindra Diesel Geep (1985)	10%	47,000.00	-	-	-	47,000.00	46,999.00	-	46,999.00	1.00	1.00
13	Metador Mini Bus (1982)	10%	1,50,000.00	-	-	-	1,50,000.00	1,49,999.00	-	1,49,999.00	1.00	1.00
14	Ambassdor (3Nos)(2007)	10%	13,68,017.00	-	-	-	13,68,017.00	13,68,016.00	-	13,68,016.00	1.00	1.00
15	Inova-2021-22	10%	22,61,053.00	-	-	-	22,61,053.00	6,78,315.00	2,26,105.00	9,04,420.00	13,56,633.00	15,82,738.00
16	Tractor-2021-22	10%	12,49,500.00	-	-	-	12,49,500.00	3,74,850.00	1,24,950.00	4,99,800.00	7,49,700.00	8,74,650.00
17	Swift Dizire 2021-22	10%	22,69,019.00	-	-	-	22,69,019.00	6,80,706.00	2,26,902.00	9,07,608.00	13,61,411.00	15,88,313.00
18	CNG Bus - UPAG - 4214	10%	-	45,40,000.00	-	-	45,40,000.00	-	4,54,000.00	4,54,000.00	40,86,000.00	-
19	CNG Bus - UPAG - 4213	10%	-	45,40,000.00	-	-	45,40,000.00	-	4,54,000.00	4,54,000.00	40,86,000.00	-
			-	-	-	-	-	-	-	-	-	-
			-	-	-	-	-	-	-	-	-	-
I	Vehicle cpleges		-	-	-	-	-	-	-	-	-	-
1	Aartiga SSK (2016)	10%	7,56,740.00	-	-	-	7,56,740.00	5,96,423.00	75,674.00	6,72,097.00	84,643.00	1,60,317.00
			1,29,81,895.57	90,80,000.00	-	-	2,20,61,895.57	79,96,857.21	19,57,583.00	99,54,440.21	1,21,07,455.36	49,85,038.36
			-	-	-	-	-	-	-	-	-	-
C	Intangible Assets		-	-	-	-	-	-	-	-	-	-
	PLAN A/C :		-	-	-	-	-	-	-	-	-	-
	E Journals	40%	5,04,21,659.53	55,18,053.00	-	-	5,59,39,712.53	4,68,58,152.25	45,82,892.85	5,14,41,045.10	44,98,667.43	35,63,507.28
	E Journals-2021-22	40%	31,43,269.00	-	-	-	31,43,269.00	31,43,268.00	-	31,43,268.00	1.00	1.00
			5,35,64,928.53	55,18,053.00	-	-	5,90,82,981.53	5,00,01,420.25	45,82,892.85	5,45,84,313.10	44,98,668.43	35,63,508.28
C	CAPITAL WORK IN PROGRESS AU		-	-	-	-	-	-	-	-	-	-
1	CWIP AU		29,40,51,010.00	10,26,82,899.00	-	-	39,67,33,909.00	-	-	39,67,33,909.00	29,40,51,010.00	-
2	EWS-21-22		6,13,00,000.00	-	-	-	6,13,00,000.00	-	-	6,13,00,000.00	6,13,00,000.00	-
3	EWS-21-22		5,17,41,858.00	1,35,76,694.00	-	-	6,53,18,552.00	-	-	6,53,18,552.00	5,17,41,858.00	-
D	CWIP Colleges		-	-	-	-	-	-	-	-	-	-
	Digital Library ISDC		38,73,554.00	-	-	-	38,73,554.00	-	-	38,73,554.00	38,73,554.00	-
A2	CAPITAL WORK IN PROGRESS(PLAN A/C)		-	-	-	-	-	-	-	-	-	-
1	Plan A/c		7,20,73,622.00	-	-	-	7,20,73,622.00	-	-	7,20,73,622.00	7,20,73,622.00	-
2	Addition & Upgradation		27,87,361.00	-	-	-	27,87,361.00	-	-	27,87,361.00	27,87,361.00	-
3	FCI Campus & Lecture Theatre		2,77,00,000.00	-	-	-	2,77,00,000.00	-	-	2,77,00,000.00	2,77,00,000.00	-
4	Campus development Work		2,58,07,259.00	3,98,32,998.00	-	-	6,56,40,257.00	-	-	6,56,40,257.00	2,58,07,259.00	-
5	Special Development for Central		4,11,634.00	-	-	-	4,11,634.00	-	-	4,11,634.00	4,11,634.00	-
6	Special Repair to Hostel		48,19,597.00	-	-	-	48,19,597.00	-	-	48,19,597.00	48,19,597.00	-
7	Building Committed PWD		26,04,90,100.00	-	-	-	26,04,90,100.00	-	-	26,04,90,100.00	26,04,90,100.00	-

8	USIC Building	1,78,21,731.00	-	-	-	1,78,21,731.00	-	-	-	1,78,21,731.00	1,78,21,731.00
9	Other Infrastructure	5,09,61,884.00	3,66,60,514.00	-	-	8,76,22,398.00	-	-	-	8,76,22,398.00	5,09,61,884.00
10	Ashok Stambh	2,05,000.00	-	-	-	2,05,000.00	-	-	-	2,05,000.00	2,05,000.00
11	Buildings (others Head)	1,39,146.00	-	-	-	1,39,146.00	-	-	-	1,39,146.00	1,39,146.00
12	Electric Work at NCC	14,33,250.00	-	-	-	14,33,250.00	-	-	-	14,33,250.00	14,33,250.00
13	International Hostel Toilet & Mess	58,28,000.00	-	-	-	58,28,000.00	-	-	-	58,28,000.00	58,28,000.00
14	Ramp for Various Buildings	44,79,000.00	-	-	-	44,79,000.00	-	-	-	44,79,000.00	44,79,000.00
15	CCTV Etc	88,30,079.00	-	-	-	88,30,079.00	-	-	-	88,30,079.00	88,30,079.00
16	MN SHAHA	3,12,36,000.00	-	-	-	3,12,36,000.00	-	-	-	3,12,36,000.00	3,12,36,000.00
17	STUDENT ACTIVITY CENTRE	1,38,43,000.00	-	-	-	1,38,43,000.00	-	-	-	1,38,43,000.00	1,38,43,000.00
18	International Hostel	2,31,00,000.00	-	-	-	2,31,00,000.00	-	-	-	2,31,00,000.00	2,31,00,000.00
19	Vijayanagaram Hall	3,00,21,993.00	-	-	-	3,00,21,993.00	-	-	-	3,00,21,993.00	3,00,21,993.00
20	Hindi Department Building	-	-	-	-	-	-	-	-	-	-
B	OBC DEVELOPMENT GRANT	-	-	-	-	-	-	-	-	-	-
B1	CAPITAL WORK IN PROGRESS :	-	-	-	-	-	-	-	-	-	-
1	Construction of Building(SPM)	1,78,30,328.00	-	-	-	1,78,30,328.00	-	-	-	1,78,30,328.00	1,78,30,328.00
2	Construction of Building(ISD)	1,33,75,728.00	17,38,445.00	-	-	1,51,14,173.00	-	-	-	1,51,14,173.00	1,33,75,728.00
3	Construction of Boys Hostel	1,50,00,000.00	-	-	-	1,50,00,000.00	-	-	-	1,50,00,000.00	1,50,00,000.00
4	Construction of girls Hostel	29,54,99,874.00	-	-	-	29,54,99,874.00	-	-	-	29,54,99,874.00	29,54,99,874.00
5	Construction of Faculty/Staff Quarters	2,77,33,000.00	-	-	-	2,77,33,000.00	-	-	-	2,77,33,000.00	2,77,33,000.00
6	Addition & Upgradation	6,39,45,942.00	-	-	-	6,39,45,942.00	-	-	-	6,39,45,942.00	6,39,45,942.00
		1,42,63,39,950.00	19,44,91,550.00	-	-	1,62,08,31,500.00	-	-	-	1,62,08,31,500.00	1,42,63,39,950.00
B2	CAPITAL WORK IN PROGRESS :										
	Ishwar Topa -Academic Complex	10,89,88,280.00	-	-	-	10,89,88,280.00	-	-	-	10,89,88,280.00	10,89,88,280.00
		-	-	-	-	-	-	-	-	-	-
		-	-	-	-	-	-	-	-	-	-
	GRAND TOTAL	4,87,07,46,995.92	27,47,38,777.56	-	-	5,14,54,85,773.48	1,73,11,48,782.85	10,63,50,202.53	1,83,74,98,985.38	3,30,79,86,788.10	3,13,95,98,213.07


FINANCE OFFICER

Finance Officer
Allahabad University

UNIVERSITY OF ALLAHABAD
PRAYAGRAJ

SCHEDULE 5 GROUPINGS RELATING TO INVESTMENT OF ENDOWMENT FUND IN BANK FDRS AS ON 31st MARCH 2025

Sl.No	Particulars	FDR No.	Date of issue	Value as on 01.04.2024	Interest accrued during F.Y. 24-25	Value as on 31.03.2025	Maturity Date	Maturity Value
1	GANDHIAN PEACE THOUGHT A/C (UNIT04-	FDR No. 04830410	13.10.1986	20,000.00	1,040.00	21,040.00		20,000.00
2	N.R. DHAR ENDOWMENT	FDR No. 1001003110137020	22.07.2017	17,03,627.27	97,958.57	18,01,585.84	22.07.2027	20,41,400.00
3	MAU. SINGH SCHOLARSHIP	FDR No. 1001003110142022	22.07.2017	2,10,640.36	13,165.02	2,23,805.38	22.07.2027	2,61,939.00
4	DAYA SHANKAR END FUND A/C OF AU	FDR No. 1001003110143021	22.07.2022	6,786.82	424.18	7,211.00	22.07.2025	7,195.00
5	SAUWAL DAS ENDOWMENT	FDR No. 1001003110144020	22.07.2017	3,86,465.25	24,154.08	4,10,619.33	22.07.2027	4,80,585.00
6	GEN ALI ASGAR KHAN ARABIC	FDR No. 1001003110148026	22.07.2017	3,41,525.75	21,345.36	3,62,871.11	22.07.2027	4,24,697.00
7	MUSIC DEPTT BUILDING	FDR No. 1001003110157020	22.07.2017	2,92,577.50	18,286.09	3,10,863.59	22.07.2027	3,63,832.00
8	SAMAJ KALYAN CHHATRAVRITTI A/C	FDR No. 1001003112667011	28.10.2018	26,17,368.00	1,70,128.92	27,87,496.92	28.10.2028	35,45,960.00
9	FOAU UNIVERSITY OF ALLAHABAD	FDR No. 1001003113117018	03.11.2019	7,88,979.74	53,256.13	8,42,235.87	03.11.2025	8,83,019.00
10	NIRALA PEETH NIDHI	FDR No. 1001005300672049	10.04.2022	66,69,953.52	3,50,172.56	70,20,126.08	10.07.2025	71,81,693.00
11	NIRALA PEETH NIDHI	FDR No. 1001005300672058	05.04.2022	64,04,826.67	3,36,253.40	67,41,080.07	05.07.2025	68,78,547.00
12	NIRALA PEETH NIDHI	FDR No. 1001005300672067	07.06.2022	32,36,172.27	1,69,899.04	34,06,071.31	07.09.2025	35,11,542.00
13	GANGA NATH JHA PEETH NIDHI	FDR No. 1001005300805018	14.08.2020	55,38,781.25	3,87,714.69	59,26,495.94	14.08.2026	50,00,000.00
14	X RAY A/C	FDR No. 100100DP00015402	14.12.2021	2,87,093.98	19,522.39	3,06,616.37	14.12.2025	3,20,436.00
15	FINANCE OFFICER UNIVERSITY OF ALL	FDR No. 100100DP00015420	14.12.2021	7,24,045.71	49,235.11	7,73,280.82	14.12.2025	7,55,457.00
16	DIAMOND JUBLEE	FDR No. 100100DP00015411	14.12.2022	22,35,650.58	1,52,024.24	23,87,674.82	14.01.2025	25,01,328.00
17	P.F. TEACHING A/C	FDR No. 100100PR00001036	28.02.2022	2,12,90,852.42	11,17,769.75	2,24,08,622.17	28.05.2025	2,21,75,255.00
18	N.R. GRANT	FDR No. 100100PR00005643	28.03.2019	30,84,378.35	1,69,640.81	32,54,019.16	28.09.2025	33,51,465.00
19	PHYSIC DEPARTMENT A/C	FDR No. 100100PR00009029	20.01.2022	33,199.95	2,241.00	35,440.95	20.01.2025	35,791.00
20	PHYSIC DEPARTMENT A/C	FDR No. 100100PR00009038	20.01.2022	32,249.44	2,192.96	34,442.40	20.01.2026	38,296.00
21	PHYSIC DEPARTMENT A/C	FDR No. 100100PR00009047	20.01.2022	20,572.69	1,398.94	21,971.63	20.01.2026	22,964.00
22	FINANCE OFFICER A.U DEVELOPMENT	FDR No. 100100PR00022981	05.10.2021	62,150.20	3,884.39	66,034.59	05.10.2025	66,115.00
23	A.U. ENDOWMENT	FDR No. 100100PR00023209	10.10.2017	1,51,599.83	8,716.99	1,60,316.82	10.10.2027	1,87,110.00
24	N R DHAR A/C ALLD UNIVERSITY	FDR No. 100100PR00023218	10.10.2017	18,981.00	1,091.41	20,072.41	10.10.2027	2,34,200.00
25	SRI VILAS SCHOOL	FDR No. 100100PR00023999	07.05.2022	36,971.42	2,310.71	39,282.13	07.05.2025	39,423.00
26	FRIDAY CLUB A/C OF AU	FDR No. 100100PR00024004	07.05.2022	45,547.14	3,074.43	48,621.57	07.05.2025	48,847.00
27	GRIFFITH MEMOE END FUND A/C OF AU	FDR No. 100100PR00024013	07.05.2022	1,46,497.30	9,888.57	1,56,385.87	07.05.2025	1,56,209.00
28	BALDEO RAM A/C ALLD UNIVERSITY	FDR No. 100100PR00024031	07.05.2022	43,246.56	2,702.91	45,949.47	07.05.2025	46,113.00
29	SIR CHARLEE ELIOT SCHOOL	FDR No. 100100PR00024040	07.11.2021	1,15,161.69	7,197.61	1,22,359.30	07.05.2025	1,22,798.00
30	SANWAL DAS END FUND A/C AU	FDR No. 100100PR00024059	07.05.2022	1,36,707.96	8,544.25	1,45,252.21	07.05.2025	1,45,771.00
31	SHANTI DHAR TYAGI A/C ALLD UNIVE	FDR No. 100100PR00024068	05.07.2022	1,52,045.55	9,502.85	1,61,548.40	07.05.2025	1,62,125.00
32	BRIJ RANI KUNWAR A/C ALLD UNIVER	FDR No. 100100PR00024077	07.05.2022	76,996.00	4,812.25	81,808.25	07.05.2025	81,807.00
33	LEELA SUKHDARSHINI ATAL A/C AU	FDR No. 100100PR00024086	07.05.2022	1,39,489.64	9,415.55	1,48,905.19	07.05.2025	1,49,597.00
34	PURSOTTAM KRISHNAN SCHOOL A/C A	FDR No. 100100PR00024095	07.05.2022	39,057.16	2,441.07	41,498.23	07.05.2025	41,647.00
35	MAHAN LAL VISHAN LAL END	FDR No. 100100PR00024101	05.07.2022	37,661.39	2,353.84	40,015.23	07.05.2025	40,158.00
36	S K DAS END FUND A/C OF AU	FDR No. 100100PR00024110	07.05.2022	6,974.61	435.91	7,410.52	07.05.2025	7,437.00
37	VIJAY NAGARAM SCHOOL A/C OF AU	FDR No. 100100PR00024129	05.07.2022	48,816.96	3,051.06	51,868.02	07.05.2025	52,054.00
38	R N BHATIA SCHOOL A/C OF AU	FDR No. 100100PR00024138	07.05.2022	1,38,096.34	8,631.02	1,46,727.36	07.05.2025	14,725.00
39	PT. G.N JHA SANSKRIT VIDYAPEETH NI	FDR No. 100100PR00048527	14.08.2020	7,90,130.41	55,309.13	8,45,439.54	14.08.2026	9,44,888.00
40	PT. G.N JHA SANSKRIT VIDYAPEETH NI	FDR No. 100100PR00054193	24.03.2021	3,53,398.14	24,031.07	3,77,429.21	28.12.2026	4,06,423.00
41	PT. G.N JHA SANSKRIT VIDYAPEETH NI	FDR No. 100100PR00054209	28.02.2023	1,14,659.41	7,796.84	1,22,456.25	28.12.2026	1,36,641.00
42	PT. G.N JHA SANSKRIT VIDYAPEETH NI	FDR No. 100100PR00063906	11.02.2023	1,09,806.25	7,466.83	1,17,273.08	11.02.2026	1,23,081.00
43	PT. G.N JHA SANSKRIT VIDYAPEETH NI	FDR No. 100100PR00063915	21.02.2023	89,470.63	6,084.00	95,554.63	21.02.2026	1,00,453.00
44	POOR BOYS FUND A/C AU ALLAHABAD	FDR No. 100100PU00012468	14.11.2017	7,85,027.98	51,811.85	8,36,839.83	14.11.2027	9,87,506.00
45	BUILDING FUND A/C OF AU	FDR No. 100100PR00024022	07.11.2021	76,799.78	4,799.99	81,599.77	07.05.2025	81,891.00
46	R.V. SCHOLARSHIP	FDR No. 10341601330	10.07.2018	9,69,278.87	63,003.13	10,32,282.00	10.07.2028	13,48,952.00
47	F.O. A.U. BUILDING FUND A/C	FDR No. 10341597184	30.03.2018	85,466.72	5,555.34	91,022.06	30.03.2028	78,862.00

48	F.O. A.U. GRATUITY FUND A/C (64006)	FDR No. 10341597195	18.02.2022	24,564.46	1,351.05	25,915.51	19.02.2027	28,807.00
49	F.O. A.U SK ALUMINI ASSOCIATION SIL	FDR NO. 066013006905/FDR No. 10341597208	25.03.2022	11,379.76	654.34	12,034.10	30.07.2027	14,454.00
50	F.O. A.U. A.K. GOLD MEDAL A/C. (64079)	FDR NO. 06601300684	17-01-2022	2,730.47	157.00	2,887.47	31.07.2027	3,491.00
51	A.U. TRUST FUND A/C. (64004)	FDR No. 10341597300	18.02.2022	69,779.99	3,837.90	73,617.89	19.02.2027	81,834.00
52	F.O. A.U. K.B. BHATIYA SCHOLARSHIP	FDR No. 10341597322	18.02.2022	27,912.44	1,535.18	29,447.62	19.02.2027	32,734.00
53	F.O. A.U A/C TRUST FUND (64004)	FDR No. 10341597333	19.02.2022	83,147.42	4,573.11	87,720.53	20.02.2027	97,511.00
54	F.O. A.U A/C TRUST FUND A/C (64004)	FDR No. 10341597344	08.07.2019	17,625.37	916.52	18,541.89	24.09.2027	21,451.00
55	F.O. A.U TRUST FUND A/C. TRIYUGI MA	FDR NO. 066013007026 / FDR No. 10341597355	19.02.2022	42,214.34	2,427.32	44,641.66	07.08.2027	11,355.00
56	F.O. A.U SANTOSH KUMAR GHOSH GOL	FDR No. 10341597366	19.02.2022	17,574.66	966.61	18,541.27	20.02.2027	20,610.00
57	F.O. A.U A/C TRUST SN GOLD MEDAL F	FDR No. 10341597377	19.02.2022	13,214.95	726.82	13,941.77	20.02.2027	15,478.00
58	F.O. A.U A/C TRUST FUND PRASHAD LA	FDR No. 10341597388	19.02.2022	16,668.66	916.78	17,585.44	20.02.2027	19,523.00
59	F.O. A.U A/C TRUST FUND NIRMAL HAN	FDR No. 10341597399	19.02.2022	17,640.33	970.22	18,610.55	20.02.2027	20,662.00
60	I.O. A.U. A/C SAWAL DAS ENDOWMENT	FDR No. 10341597402	19.02.2022	27,157.81	1,493.68	28,651.49	20.02.2027	31,809.00
61	F.O. A.U ENDOWMENT GOLD MEDAL (6	FDR No. 10341597413	19.02.2022	25,691.96	1,413.06	27,105.02	20.02.2027	30,130.00
62	A.R. GOLD MEDAL	FDR No. 10341597424	22.02.2022	12,330.64	672.02	13,002.66	22.02.2025	11,089.00
63	A.U. TRUST FUND	FDR No. 06613006927 / FDR No. 10341597479	08.07.2019	18,42,949.67	1,05,969.61	19,48,919.28	31.07.2027	22,87,216.00
64	A.U. TRUST FUND A/C. (64004)	FDR No. 10341597480	10.02.2021	33,561.43	2,265.40	35,826.83	11.02.2027	40,058.00
65	F.O. A.U. ENDOWMENT SCHOLARSHIP	FDR No. 10341597491	23.03.2017	3,005.17	165.28	3,170.45	23.03.2027	2,700.00
66	F.O.A.U. RAJ NARAYAN LAL PG SCHOL	FDR No. 10341597504	17.03.2022	72,346.63	3,979.06	76,325.69	17.03.2027	65,000.00
67	F.O.A.U.BENI PRASAD G.M. A/C. (64006)	FDR No. 10341597515	06.04.2020	3,344.52	234.12	3,578.64	22.09.2027	2,948.00
68	F.O. A.U. SHYAMLAL BHATIYA GOLD M	FDR No. 10341597537	18.02.2022	25,823.29	1,420.28	27,243.57	19.02.2027	30,285.00
69	F.O. A.U A/C ENDOWMENT FUND A/C (6	FDR No. 10341597548	30.08.2020	6,385.63	415.07	6,800.70	31.08.2026	5,759.00
70	F.O. A.U. SAWAL DAS ENDOWMENT FU	FDR No. 10341597605	06-04-2020	4,156.78	290.97	4,447.75	22.09.2027	3,757.00
71	F.O. A.U. SS. CHANDRAYAIN GOLD MED	FDR No. 10341597616	06-07-2019	21,619.57	1,513.37	23,132.94	22.09.2027	19,537.00
72	F.O. A.U. ENDOWMENT FUND A/C (6400)	FDR No. 10341597627	06.04.2020	13,749.80	962.49	14,712.29	22.09.2027	12,426.00
73	F.O. A.U. ENDOWMENT FUND A/C	FDR No. 06613006986 / FDR No. 10341597638	06-04-2020	4,074.55	234.29	4,308.84	31.07.2027	5,108.00
74	A.U. ENDOWMENT	FDR No. 10341597650	06.04.2020	8,11,591.42	56,811.40	8,68,402.82	22.09.2027	7,33,408.00
75	F.O. A.U. A.K. GORAKH PRASAD SCHOL	FDR NO. 066013006982 / FDR No. 10341597661	06.04.2020	48,410.24	2,783.59	51,193.83	31.07.2027	60,678.00
76	F.O. A.U. MEDICAL FEES A/C (64455)	FDR No. 10341597694	22.02.2022	1,01,699.26	5,542.61	1,07,241.87	22.02.2025	91,502.00
77	MUSIC ASSOCIATION	FDR No. 10341597730	08.07.2019	31,370.63	2,195.94	33,566.57	24.09.2027	39,606.00
78	TEACHERS' SUPPORT FUND (64088)	FDR No. 10341597752	13.03.2022	34,115.34	2,302.79	36,418.13	13.03.2028	21,012.00
79	F.O. A.U. DR. RAM LAL MEHRA FUND (6	FDR No. 10341597593	30.08.2020	35,449.73	2,304.23	37,753.96	31.08.2026	31,971.00
80	F.O. A.U. TEACHERS' SUPPORT FUND A/C	FDR No. 10341597763	06.04.2020	62,762.29	4,393.36	67,155.65	22.09.2027	5,67,117.00
81	F.O.A.U. T.N. GHOSH & S.B. GHOSH MEM	FDR No. 10341597785	04.02.2022	25,546.27	1,379.50	26,925.77	04.02.2027	23,324.00
82	F.O. A.U. T.N. GHOSH & S.B. GHOSH ME	FDR No. 10341597796	06.02.2022	24,666.78	1,332.01	25,998.79	06.02.2027	22,204.00
83	F.O. A.U. T.N. GHOSH & S.B. GHOSH	FDR No. 10341597809	05.02.2022	23,510.32	1,269.56	24,779.88	05.02.2027	21,163.00
84	F.O.A.U. T.N. GHOSH S.B.M FUND (64094	FDR No. 10341597810	22.02.2022	36,275.71	1,995.16	38,270.87	22.02.2027	32,592.00
85	F.O.A.U. T.N. & S.B. MEMORIAL FUND (6	FDR No. 10341597821	24.02.2022	34,700.78	1,908.54	36,609.32	24.02.2027	31,177.00
86	F.O. A.U A/C T.N. GHOSH & S.B. GHOSH	FDR No. 10341597843	10.02.2021	60,759.41	4,101.26	64,860.67	11.02.2027	72,523.00
87	F.O. A.U A/C T.N. GHOSH & S.B. GHOSH	FDR No. 10341597854	10.02.2021	77,061.12	5,779.58	82,840.70	11.02.2027	91,980.00
88	F.O. A.U. T.N. GHOSH & S.G. GHOSH ME	FDR No. 10341597876	08.07.2019	20,043.52	1,403.05	21,446.57	24.09.2027	24,392.00
89	DR. T.N. GHOSH & S.GHOSH MEMORIAL	FDR No. 10341597887	08.07.2019	3,22,269.99	22,558.90	3,44,828.89	24.09.2027	3,92,278.00
90	PHYSICS SOCIETY ALLD UNIVERSITY	FDR NO. 066013006979 / FDR No. 10341597898	14.03.2022	5,022.07	288.77	5,310.84	31.07.2027	6,356.00
91	PHYSICS SOCIETY ALLD UNIVERSITY	FDR No. 10341597901	14.03.2022	27,357.04	1,504.64	28,861.68	14.03.2027	32,225.00
92	F.O.A.U. N.R. DHAR ENDOWMENT FUND	FDR No. 10341598008	24.03.2022	36,161.14	1,988.86	38,150.00	24.03.2027	32,489.00
93	F.O. A.U. N.R. DHAR ENDOWMENT FUN	FDR No. 10341598020	18.02.2022	44,866.04	2,467.63	47,333.67	19.02.2027	52,617.00
94	N.R. DHAR ENDOWMENT FUND A/C (642	FDR NO. 066013006995 / FDR No. 10341598031	18.02.2022	3,77,596.24	21,711.78	3,99,308.02	31.04.2027	4,75,903.00
95	F.O. A.U N.R. DHAR ENDOWMENT FUND	FDR NO. 06613006992 / FDR No. 10341598042	19.02.2022	83,243.23	4,786.49	88,029.72	31.07.2027	1,04,908.00
96	F.O. A.U A/C N.R. DHAR ENDOWMENT F	FDR No. 10341598064	10.02.2021	81,144.86	5,477.28	86,622.14	11.02.2027	96,268.00
97	F.O. A.U. STUDENT ACTIVITY FUND (64	FDR No. 10341598086	18.02.2022	80,433.86	4,423.86	84,857.72	19.02.2027	94,329.00
98	F.O. A.U. STUDENT'S ACTIVITY FUND (6	FDR No. 10341598097	12.03.2022	1,45,477.12	8,001.24	1,53,478.36	12.03.2027	1,30,705.00
99	F.O.A.U. EMPRESS VICTORIAL SCHOLA	FDR No. 10341598268	24.03.2022	28,012.36	1,540.68	29,553.04	24.03.2027	26,552.00
100	F.O. A.U A/C IMPRESS VICTORIA READE	FDR NO. 066013006994 FDR No. 10341598280	19.02.2022	1,14,241.73	6,568.90	1,20,810.63	31.07.2027	1,43,975.00
101	F.O. A.U A/C LAMESDON MEMORIAL FU	FDR NO. 066013006990/FDR No. 10341598304	19.02.2022	14,430.65	829.76	15,260.41	31.07.2027	18,237.00
102	A.U. A/C JUBLEE SCHOLARSHIP	FDR NO. 066013006910/FDR No. 10341598359	26.03.2022	4,997.75	287.37	5,285.12	30.07.2027	6,348.00

103	AU A/C K.K SHUKLA ENDOWMENT FUN	FDR NO. 066013006929/FDR No. 10341598406	26.03.2022	1,785.06	102.64	1,887.70	31.07.2027	2,267.00
104	A.U. A/C LAMSDSON. MEMORIAL FUND	FDR NO. 066013006961/FDR No. 10341598417	26.03.2022	3,011.76	173.18	3,184.94	31.07.2027	3,825.00
105	A.U. N.R. DHAR ENDOWMENT A/C (CA)	FDR NO. 066013006985/FDR No. 10341598428	25.03.2022	17,725.82	1,019.23	18,745.05	31.07.2027	23,659.00
106	A.U. A/C N.C. ASIAN HISTORY CULTURE	FDR No. 06613006970/FDR No. 10341598439	26.03.2022	1,910.90	109.88	2,020.78	31.07.2027	2,549.00
107	AU A/C S.N HOSTEL SCHOLARSHIP (CA)	FDR NO. 066013006973/FDR No. 10341598451	26.03.2022	12,379.10	711.80	13,090.90	31.07.2027	16,725.00
108	A.U. A/C SAVAL DAS ENDOWMENT FUND	FDR NO. 066013006910/FDR No. 10341598462	26.03.2022	11,486.57	660.48	12,147.05	30.07.2027	14,591.00
109	A.U. A/C LEELA SUBH DARSHANI ATAL	DFNO. 066013006881/FDR No. 10341598484	26.03.2022	1,226.70	70.54	1,297.24	29.07.2027	1,557.00
110	F.O. A.U SERIES LECTURES IN MEDVEL	FDR No. 10341598519	31.03.2022	9,052.84	633.70	9,686.54	26.09.2027	9,421.00
111	TRIVENI PAL MEMORIAL	FDR NO. 066013006918/FDR No. 10341598520	06.07.2019	31,532.54	1,813.12	33,345.66	30.07.2027	4,20,631.00
112	KAMESHWAR PAL	FDR No. 10341598531	06.04.2020	10,999.53	769.97	11,769.50	22.09.2027	9,939.00
113	A.U. A/C TARA DEVI AGRAWAL GOLD	FDR NO. 066013006912/FDR No. 10341598575	26.03.2022	2,787.57	160.29	2,947.86	30.07.2027	3,541.00
114	F.O. A.U. LAXMON PRASHAD TONDON.	FDR No. 10341598632	08.07.2019	19,716.09	1,478.71	21,194.80	24.09.2027	25,343.00
115	SC/ST SCHOLARSHIP A/C	FDR NO. 066013006897/FDR No. 10341598698	27.03.2022	2,80,503.99	16,128.98	2,96,632.97	30.07.2027	3,55,765.00
116	GOPAL SWAROOP PATHAK G.M.	FDR NO. 066013006988/FDR No. 10341598814	06.03.2017	2,66,851.67	15,343.97	2,82,195.64	31.07.2027	3,29,923.00
117	F.O A.U. TRUST FUND (64004)	FDR No. 10341598825	27.02.2022	28,15,571.34	1,54,856.42	29,70,427.76	27.02.2027	33,09,759.00
118	FINANCE OFFICER A U TRUST FUND	FDR NO. 066013006989/FDR No. 10341598847	12.08.2017	3,89,335.55	22,386.79	4,11,722.34	31.07.2027	4,73,551.00
119	F.O. A.U. TRUST. FUND A/C (64004)	FDR No. 10341598881	06.07.2019	2,53,590.39	17,751.33	2,71,341.72	22.09.2027	3,08,500.00
120	F.O. A.U. A/C TRUST FUND. A/C (64004)	FDR No. 10341598892	31.03.2022	2,84,981.81	19,948.73	3,04,930.54	16.09.2027	3,53,742.00
121	FINANCE OFFICER ALLD. UNIVERSITY	FDR No. 10341598927	05.07.2021	7,82,194.89	52,798.16	8,34,993.05	05.01.2028	9,66,027.00
122	MSPF TEACHING A/C	FDR No. 10341598938	05.07.2021	14,80,852.12	99,957.52	15,80,809.64	05.01.2028	18,49,803.00
123	F.O. A.U. ENDOWMENT SCHOLARSHIP	FDR No. 10341598950	10.02.2021	2,52,928.39	17,072.67	2,70,001.06	11.02.2027	3,00,969.00
124	F.O. A.U A/C LAWIN ALI MEMORIAL GO	FDR No. 10341598961	31.03.2022	90,285.80	6,320.01	96,605.81	16.09.2027	1,12,069.00
125	F.O. A.U. A/C SARAD KUMARI DEVI	FDR No. 10341599001	10.02.2021	1,35,131.83	9,121.40	1,44,253.23	11.02.2027	1,61,488.00
126	THE PRASAR, AU PHOTOGRAPHY ASSO	FDR No. 10341599012	31.03.2022	81,790.96	5,725.37	87,516.33	18.09.2027	1,01,526.00
127	F.O. A.U. ENDOWMENT FUND A/C (6400)	FDR No. 10341599023	31.03.2022	70,763.76	4,953.46	75,717.22	16.09.2027	87,836.00
128	F.O. A.U. ENDOWMENT FUND A/C. (6400)	FDR No. 10341599034	31.03.2022	77,592.00	5,431.44	83,023.44	16.09.2027	1,06,589.00
129	SHARAT. KUMAR DEVI ENDOWMENT F	FDR No. 10341599045	31.03.2022	18,178.72	1,272.51	19,451.23	16.09.2027	22,561.00
130	F.O. A.U. S.V. SCHOLARSHIP ENDOWME	FDR No. 10341599056	31.03.2022	10,941.98	765.94	11,707.92	18.09.2027	13,579.00
131	VIJAY NARAYAN SCHOLARSHIP FUND	FDR No. 10341599067	31.03.2022	94,014.50	6,581.02	1,00,595.52	16.09.2027	1,16,697.00
132	F.O. A.U. S.N. HOSTEL FUND SCHOLARS	FDR No. 10341599078	31.03.2022	1,13,147.20	7,920.30	1,21,067.50	18.09.2027	1,40,449.00
133	F.O. A.U. EXPRESS VICTORIA READERS	FDR No. 10341599089	31.03.2022	1,69,724.13	11,880.69	1,81,604.82	18.09.2027	2,10,678.00
134	F.O. A.U. SIR CHARLES ELLIOL SCHOLA	FDR No. 10341599090	31.03.2022	21,877.32	1,531.41	23,408.73	18.09.2027	27,155.00
135	F.O. A.U. A GIRIRAT MEMORIAL FUND A	FDR No. 10341599103	31.03.2022	26,576.39	1,860.35	28,436.74	18.09.2027	32,987.00
136	F.O.A.U. K.K. SHUKLA ENDOWMENT FU	FDR No. 10341599114	31.03.2022	26,576.39	1,860.35	28,436.74	18.09.2027	32,987.00
137	F.O. A.U. TAGORE EMPIRE (64006)	FDR No. 10341599125	31.03.2022	2,71,527.61	19,006.93	2,90,534.54	18.09.2027	3,37,049.00
138	F.O. A.U. BALDEV RAMDEVA	FDR No. 10341599136	31.03.2022	10,898.82	762.92	11,661.74	18.09.2027	11,182.00
139	F.O. A.U. PURSOTTAMJI SCHOLARSHIP	FDR No. 10341599147	31.03.2022	10,127.45	708.92	10,836.37	18.09.2027	12,568.00
140	K.N. KAKKAR SCHOLARSHIP	FDR No. 10341599158	24.11.2019	49,710.26	3,106.89	52,817.15	24.11.2025	55,434.00
141	F.O. A.U. NAVAB ALI ASGAR ARABIC S	FDR No. 10341599169	28.03.2022	12,523.46	876.64	13,400.10	18.09.2027	15,544.00
142	F.O. A.U. DAY SHAILA DAILY ENDOWM	FDR No. 10341599170	31.03.2022	4,631.56	324.21	4,955.77	18.09.2027	5,746.00
143	F.O. A.U. RAY RAVI KUMARI ENDOWME	FDR No. 10341599181	28.03.2022	26,590.78	1,861.35	28,452.13	18.09.2027	33,005.00
144	F.O. A.U. SHANTI DHAR TYAGI MEMORI	FDR No. 10341599192	28.03.2022	10,906.08	763.43	11,669.51	18.09.2027	13,535.00
145	F.O. A.U. VIJAYU NARYAN SCH.	FDR No. 10341599205	28.03.2022	45,207.75	3,164.54	48,372.29	18.09.2027	56,114.00
146	F.O. A.U. RAVI NATH MEMORIAL FUND	FDR No. 10341599216	31.03.2022	10,910.99	763.77	11,674.76	18.09.2027	13,541.00
147	F.O. A.U. LANDSON MEMORIAL FUND A	FDR No. 10341599227	31.03.2022	45,215.50	3,165.08	48,380.58	18.09.2027	56,124.00
148	F.O. A.U. LEELA SUKHIA A/C	FDR No. 10341599238	31.03.2022	16,929.25	1,185.05	18,114.30	18.09.2027	21,013.00
149	F.O. A.U. SARAT KUMAR DAS CHOLARS	FDR No. 10341599249	31.03.2022	45,219.93	3,165.39	48,385.32	18.09.2027	56,130.00
150	F.O. A.U. SAVAL DAS ENDOWMENT FU	FDR No. 10341599250	31.03.2022	2,26,274.49	15,839.21	2,42,113.70	18.09.2027	2,80,876.00
151	FINANCE OFFICER A.U ENDOWMENT F	FDR No. 10341599261	31.03.2022	18,44,719.99	1,24,518.60	19,69,238.59	05.01.2028	24,03,939.00
152	NCC COMMITTEE ALLD UNIVERSITY A	FDR No. 10341599330	10.02.2021	8,16,319.59	55,101.57	8,71,421.16	11.02.2027	9,21,686.00
153	NCC COMMITTEE ALLD UNIVERSITY A	FDR No. 10341599352	26.03.2022	9,39,604.97	65,772.35	10,05,377.32	16.09.2027	11,50,329.00
154	T.S.F. A/C	FDR No. 10341600132	28.03.2022	9,75,094.76	68,256.63	10,43,351.39	18.09.2027	12,10,398.00
155	T.S.F. A/C	FDR No. 10341600143	31.03.2022	2,93,368.42	20,535.79	3,13,904.21	18.09.2027	3,64,161.00
156	FINANCE OFFICER A.U TEACHERS SUPP	FDR No. 10341600154	31.03.2022	3,08,125.20	21,568.76	3,29,693.96	16.09.2027	3,82,469.00
157	DEAN STUDENT WELFARE UNIVERSITY	FDR No. 10341600608	10.02.2021	1,75,862.65	11,870.73	1,87,733.38	11.02.2027	2,07,709.00

158	DEAN STUDENT WELFARE UNIVERSITY	FDR No. 10341600619	26.03.2022	1,77,506.46	12,425.45	1,89,931.91	16.09.2027	2,17,313.00
159	MUSIC DEPARTMENT BUILDING FUND	FDR No. 10341600642	12.08.2017	78,710.39	4,329.07	83,039.46	12.08.2027	95,688.00
160	N R DHAR END A/C	FDR No. 10341600653	14.08.2022	1,45,440.96	8,217.41	1,53,658.37	14.08.2027	1,67,209.00
161	N R DHAR END A/C	FDR No. 10341600664	13.08.2022	36,115.40	2,040.52	38,155.92	13.08.2027	41,520.00
162	F.O. A.U. A/C -N.R. DHAR END. FUND	FDR No. 10341600686	10.02.2021	3,88,051.36	26,193.47	4,14,244.83	11.02.2027	4,60,813.00
163	F.O. A.U. A/C. N.R. DHAR ENDOWMENT	FDR No. 10341600697	31.03.2022	5,60,055.31	39,203.87	5,99,259.18	18.09.2027	6,91,685.00
164	SARUT KUMARI DAS FUNDAMENTAL F	FDR No. 10341600711	12.08.2022	14,737.30	810.55	15,547.85	12.08.2027	17,916.00
165	SANWAL DAS ENDORSEMENT FUND D	FDR No. 10341600722	12.08.2022	20,480.72	1,126.44	21,607.16	12.08.2027	25,599.00
166	THE HOLD SECTY ISHWARI PRASAD	FDR No. 10341600879	10.02.2021	97,126.12	6,556.01	1,03,682.13	11.02.2027	1,18,320.00
167	ATHLETIC ASSOCIATION	FDR No. 10341601170	27.02.2021	23,167.45	1,563.80	24,731.25	26.02.2027	27,416.00
168	ATHLETIC ASSOCIATION	FDR No. 10341601181	27.02.2021	36,19,867.75	2,44,341.07	38,64,208.82	26.02.2027	42,84,156.00
169	ATHLETIC ASSOCIATION	FDR No. 10341601192	27.02.2021	80,903.14	5,460.96	86,364.10	26.02.2027	95,749.00
170	BRIJRANI KUWAR SCHOLARSHIP FUND	FDR No. 10341601216	12.08.2022	8,424.18	463.33	8,887.51	12.08.2027	10,243.00
171	IMPRESS VICTORIA READERSHIP	FDR No. 10341601227	12.08.2012	2,01,047.13	11,057.59	2,12,104.72	12.08.2027	2,30,089.00
172	PROCTOR AU	FDR No. 10341601249	20.02.2022	7,39,880.49	49,941.93	7,89,822.42	20.02.2028	9,81,511.00
173	IDENTITY CARD FUND A/C	FDR No. 10341601272	10.02.2021	7,59,123.91	51,240.86	8,10,364.77	11.02.2027	9,06,105.00
174	PROCTOR AU INDENTITY CARD FUND	FDR No. 10341601283	10.02.2021	6,31,155.14	42,602.97	6,73,758.11	11.02.2027	7,53,358.00
175	KAMTA PRASAD RESEARCH SCHOLAR	FDR No. 10341601294	12.08.2022	42,121.93	2,316.71	44,438.64	12.08.2027	51,209.00
176	TAMESDON MEMORIAL FUND	FDR No. 10341601307	12.08.2012	10,531.01	579.21	11,110.22	12.08.2027	12,802.00
177	A.U. APPEAL FUND A/C	FDR NO. 066013006954/FDR No. 10341601329	27.03.2022	18,013.46	1,035.77	19,049.23	31.07.2027	22,877.00
178	REGISTRAR A U GENERAL	FDR No. 10341601341	08.07.2017	1,94,626.40	10,704.45	2,05,330.85	08.07.2027	2,11,487.00
179	REGISTRAR A U GENERAL	FDR No. 10341601352	05.07.2017	10,59,959.56	58,297.78	11,18,257.34	05.07.2027	12,06,460.00
180	REGISTRAR A U GENERAL	FDR No. 10341601363	05.07.2017	1,53,935.81	8,466.47	1,62,402.28	05.07.2027	1,75,382.00
181	REGISTRAR A U GENERAL	FDR No. 10341601374	05.08.2017	1,63,801.41	9,009.08	1,72,810.49	05.08.2027	1,86,989.00
182	REGISTRAR A U GENERAL	FDR No. 10341601385	05.08.2017	1,76,920.34	9,730.62	1,86,650.96	05.08.2027	2,01,965.00
183	REGISTRAR A U GENERAL	FDR No. 10341601396	05.08.2017	1,49,037.74	8,197.08	1,57,234.82	05.08.2027	1,70,135.00
184	N.R. DHAR ENDOWMENT	FDR No. 10341601409	06.08.2022	3,05,225.22	16,787.39	3,22,012.61	06.08.2027	3,60,790.00
185	REGISTRAR A U N R DHAR	FDR No. 10341601410	30.07.2022	3,06,326.64	16,847.96	3,23,174.60	30.07.2027	3,64,038.00
186	DR. T.C. HOSTEL A.U. A/C	FDR NO. 066013006928/FDR No. 10341601487	31.03.2022	10,58,154.59	60,843.89	11,18,998.48	31.07.2027	13,43,424.00
187	F.O. A.U. POOR BOYS FUND A/C	FDR No. 10341601512	10.02.2021	16,00,852.73	1,08,057.56	17,08,910.29	11.02.2027	18,90,755.00
188	F.O. A.U A/C (64550)	FDR No. 10341601602	10.02.2021	28,62,858.35	1,93,242.94	30,56,101.29	11.02.2027	38,81,302.00
189	HEAD OF THE DEPARTMENT OF ENGLI	FDR NO. 066013006930/FDR No. 10341601657	13.04.2019	19,721.32	1,133.98	20,855.30	31.07.2027	24,094.00
190	F.O. A.U. A/C STUDENT WELFARE (6455	FDR NO. 066013006926/FDR No. 10341601668	21.04.2019	20,46,779.62	1,17,689.83	21,64,469.45	31.07.2027	24,97,768.00
191	F.O. A.U. MADHAV SARAN & DEWEDI G	FDR No. 10341601679	31.03.2022	43,958.28	3,077.08	47,035.36	18.09.2027	53,814.00
192	F.O. A.U K.L GOVIL GOLD MEDAL (6400	FDR No. 10341601680	26.03.2022	39,326.00	2,752.82	42,078.82	16.09.2027	53,282.00
193	F.O. A.U RAVI PRAKASH SRIVASTAVA(6	FDR No. 10341601691	26.03.2022	1,74,097.58	12,186.83	1,86,284.41	16.09.2027	2,13,140.00
194	F.O. A.U. LIBRARY SOCIETY DEPOSIT (6	FDR No. 10341601704	31.03.2022	2,03,293.74	14,230.56	2,17,524.30	18.09.2027	2,48,884.00
195	F.O. A/C A.K. TAGORE LECTURER	FDR No. 10341601715	10.02.2021	1,56,974.09	10,595.75	1,67,569.84	11.02.2027	1,85,399.00
196	F.O. A.U. ALLAHABAD JUBILEE SCHOL	FDR No. 10341601759	27.03.2022	1,05,196.64	7,363.76	1,12,560.40	18.09.2027	1,32,405.00
197	F.O. A.U. COOP. LENDING LIBRARY A/C	FDR NO. 066013006925/FDR No. 10341601782	31.03.2022	11,99,672.42	68,981.16	12,68,653.58	31.07.2027	15,21,951.00
198	F.O. A.U. MISCELLANEOUS A/C (64006)	FDR NO. 066013006886/FDR No. 10341601806	31.03.2022	9,66,272.65	55,560.68	10,21,833.33	29.07.2027	5,68,098.00
199	F.O.N. R DHAR ENDOWMENT	FDR No. 10341601839	27.03.2022	83,957.89	5,877.05	89,834.94	18.09.2027	1,05,673.00
200	A.B. LAL MEMORIAL FUND	FDR No. 10341601862	10.02.2021	1,23,027.90	8,304.38	1,31,332.28	11.02.2027	1,49,743.00
201	F.O. A.U. SIR CHARLES ELLIOL SCHOLA	FDR No. 10341601873	27.03.2022	27,984.12	1,958.89	29,943.01	18.09.2027	35,222.00
202	F.O. A.U A/C PROF. A.N. JHA ENDOWME	FDR NO. 066013007031 / FDR No. 10341601884	19.02.2022	16,014.78	920.85	16,935.63	07.08.2027	20,306.00
203	F.O. A.U A/C NAVAB ASGAR ARBIC	FDR NO. 066013006916 / FDR No. 10341601908	19.02.2022	83,298.22	4,789.65	88,087.87	30.07.2027	1,05,420.00
204	F.O. A.U. APPEAL FUND ACCOUNT (6457	FDR NO. 066013006965 / FDR No. 10341601919	04.04.2019	1,28,326.57	7,378.78	1,35,705.35	31.07.2027	1,63,666.00
205	F.O. A.U A/C MAIN ARBIC. SCHOLARSHI	FDR No. 066013006964 / FDR No. 10341601920	09.03.2022	6,248.77	359.30	6,608.07	31.07.2027	7,914.00
206	F.O. A.U A/C BRIJ RANI KUMAR SETUND	FDR NO. 066013006999 / FDR No. 10341601931	19.02.2022	22,429.58	1,289.70	23,719.28	31.07.2027	28,389.00
207	F.O. A.U DIAMOND JUBLEE FUND A/C	FDR NO. 066013006917 / FDR No. 10341601953	17.02.2022	2,19,926.16	12,645.75	2,32,571.91	30.07.2027	2,78,360.00
208	F.O. A.U. GRATUITIY FUND A/C (64586)	FDR No. 10341601964	27.03.2022	3,26,032.78	22,822.29	3,48,855.07	18.09.2027	4,10,359.00
209	F.O. A.U A/C KAILASH NATH KAKKAR F	FDR NO. 066013006996 / FDR No. 10341601975	19.02.2022	2,04,690.76	11,769.72	2,16,460.48	31.07.2027	2,59,076.00
210	F.O. A.U KAMTA PRASHAD RESEARCH	FDR NO. 066013006977 FDR No. 10341601986	18.02.2022	1,92,080.07	11,044.60	2,03,124.67	31.07.2027	2,43,116.00
211	F.O. A.U. LIBRARY ACCOUNT (64593)	FDR No. 10341601997	13.03.2022	62,488.00	3,436.84	65,924.84	14.03.2027	81,925.00
212	F.O. A.U MAN SINGH ENDOWMENT FUN	FDR NO. 066013006998 / FDR No. 10341602038	19.02.2022	32,035.91	1,842.06	33,877.97	31.07.2027	40,548.00

213	F.O. A.U. MEDICAL FEES A/C (64006)	FDR No. 10341602049	31.03.2022	8,46,173.70	59,232.16	9,05,405.86	18.09.2027	10,43,585.00
214	F.O. A.U A/C N.R. DHAR ENDOWMENT F	FDR NO. 066013006997 / FDR No. 10341602050	19.02.2022	3,11,462.00	17,909.07	3,29,371.07	31.07.2027	4,16,884.00
215	NEPAL CHAIRS ASIAN HISTORY (64602)	FDR No. 10341602061	27.03.2022	36,281.08	2,539.68	38,820.76	18.09.2027	45,665.00
216	F.O. A.U A/C PURSOTTAMA KRISHANA	FDR No. 10341602072	19.02.2022	13,484.30	741.64	14,225.94	20.02.2027	15,813.00
217	F.O. A.U. PUSTTOUJI, SCHOLORSHIP A/C	FDR No. 10341602083	27.03.2022	15,061.13	1,054.28	16,115.41	18.09.2027	18,957.00
218	F.O. A.U. POOR BOYS FUND A/C (64607)	FDR No. 006613006969 / FDR No. 10341602094	17.02.2022	33,061.68	1,901.05	34,962.73	31.07.2027	41,842.00
219	F.O. A.U. PUBLICATION A/C (64608)	FDR No. 10341602107	18.02.2022	3,63,679.60	20,002.38	3,83,681.98	19.02.2027	4,26,502.00
220	F.O. A.U A/C R.N. BHATIA SCHOLARSHI	FDR No. 10341602118	19.02.2022	20,228.57	1,112.57	21,341.14	20.02.2027	23,724.00
221	F.O. A.U. R.B. SCHOLARSHIP (64006)	FDR No. 10341602129	27.03.2022	17,488.14	1,224.17	18,712.31	18.09.2027	22,011.00
222	F.O. A.U. S. DAS ENDOWMENT FUND A/C	FDR No. 10341602130	27.03.2022	62,972.56	4,408.08	67,380.64	18.09.2027	79,260.00
223	F.O. A.U. SMT. KUM. DOSI SCH. (64004)	FDR No. 10341602141	27.03.2022	20,985.32	1,468.97	22,454.29	18.09.2027	26,413.00
224	F.O. A.U. A/C TATA FERTILIZER SCH. (64	FDR No. 10341602174	10.02.2021	58,14,250.12	3,92,461.88	62,06,712.00	11.02.2027	69,46,612.00
225	F.O. A.U. EMPRESS VICTORIA READERS	FDR No. 10341602196	27.03.2022	1,80,760.18	12,653.21	1,93,413.39	18.09.2027	2,27,513.00
226	A.U. TRUST FUND-FINANCE OFFICER	FDR No. 10341602210	10.02.2021	2,90,828.98	19,630.96	3,10,459.94	11.02.2027	3,52,279.00
227	GRIFTEMORIAL FUND A/C (64632)	FDR No. 10341602232	25.03.2022	24,812.30	1,736.86	26,549.16	16.09.2027	31,230.00
228	HEAD OF ENGLISH STUDIES AND MODE	FDR No. 10341602243	27.03.2022	11,801.89	826.13	12,628.02	18.09.2027	14,854.00
229	LILA STUDIO DASHAVI ATAL MEMORI	FDR No. 10341602301	25.03.2022	24,812.30	1,736.86	26,549.16	16.09.2027	31,230.00
230	NAVAB ALI ASGAR KHAN SCHOLARSH	FDR No. 10341602312	25.03.2022	24,812.30	1,736.86	26,549.16	16.09.2027	31,230.00
231	MAN SINGH. ENDOWMENT FUND A/C (6	FDR No. 10341602323	25.03.2022	24,812.30	1,736.86	26,549.16	16.09.2027	31,230.00
232	PROCTOR AU INDENTITY CARD FUND	FDR NO. 066013006978 / FDR No. 10341602389	31.03.2022	3,77,122.48	21,684.54	3,98,807.02	31.07.2027	4,78,978.00
233	PROCTOR AU INDENTITY CARD FUND	FDR No. 10341602390	26.03.2022	5,33,004.13	37,310.29	5,70,314.42	16.09.2027	6,70,749.00
234	PROCTOR A.U, ALLAHABAD	FDR No. 10341602403	15.08.2020	3,35,931.42	21,835.54	3,57,766.96	15.08.2026	3,95,748.00
235	PROCTOR AU CYCLE FUND	FDR No. 10341602425	13.07.2020	17,12,658.61	1,11,322.81	18,23,981.42	13.07.2026	19,46,938.00
236	PROCTOR AU CYCLE FUND	FDR No. 10341602436	26.03.2022	8,00,299.72	56,020.98	8,56,320.70	16.09.2027	9,96,990.00
237	ROY. BHATA SCHOLARSHIP FUND (6400	FDR No. 10341602447	25.03.2022	30,205.27	2,114.37	32,319.64	16.09.2027	38,018.00
238	REGISTRAR A.U CONFERENCE EXPE	FDR No. 10341602458	04.07.2017	5,11,907.19	28,154.90	5,40,062.09	04.07.2027	5,93,718.00
239	TARAK NATH GHOSE & SAROJ BASINI	FDR No. 10341603869	11.02.2022	1,59,944.00	11,196.08	1,71,140.08	12.02.2027	2,07,308.00
240	F.O. A.U. A/C TRUST FUND. (64004)	FDR No. 10341597468	08.07.2019	2,46,225.69	12,803.74	2,59,029.43	28.12.2024	2,51,491.00
241	FINANCE OFFICER A U TRUST FUND	FDR No. 10341598836	12.08.2022	20,480.72	1,126.44	21,607.16	12.08.2027	23,992.00
242	F.O. A.U. A/C TRUST FUND. (64004)	FDR No. 10341598905	31.03.2022	3,00,919.46	21,064.36	3,21,983.82	16.09.2027	3,73,526.00
243	F.O. A.U. A/C VIMLA MISHRA MAUND	FDR No. 10341598972	26.03.2022	89,989.42	6,299.26	96,288.68	16.09.2027	1,11,700.00
244	F.O. A.U. A/C RATAN KUMAR MAUND	FDR No. 10341598983	26.03.2022	89,989.42	6,299.26	96,288.68	16.09.2027	1,11,700.00
245	F.O. A.U. ENDOWMENT A.U. (64006)	FDR No. 10341598994	31.03.2022	9,00,048.06	63,003.36	9,63,051.42	16.09.2027	11,17,216.00
246	F.O. A.U N.R. DHAR ENDOWMENT FUND	FDR No. 10349598053	18.02.2022	1,00,178.03	7,012.46	1,07,190.49	19.02.2027	1,23,651.00
247	SECURITY DEPOSIT	FDR NO. 066013007043 / FDR No. 11076394121	07.03.2022	9,04,359.00	52,000.64	9,56,359.64	09.08.2027	12,05,691.00
248	PHOTOGRAPHY CAUTION MONEY	FDR No. 11076394143	04.04.2019	43,457.00	2,368.41	45,825.41	04.07.2027	47,625.00
249	LIBRARY SECURITY DEPOSIT	FDR No. 11076394165	04.07.2019	2,08,351.27	11,355.14	2,19,706.41	04.10.2025	2,25,052.00
250	GRIFTH MEMORIAL	FDR No. 11076394176	14.12.2021	9,657.73	724.33	10,382.06	14.06.2028	12,651.00
251	STUDENT ACTIVITY	FDR No. 11076394198	04.04.2019	9,19,833.18	49,670.99	9,69,504.17	04.10.2025	9,70,051.00
252	APPEAL FUND	FDR No. 11076394620	04.07.2021	4,91,579.36	33,181.61	5,24,760.97	04.01.2028	6,28,930.00
253	PROF REDRA GM	FDR No. 11076394631	14.12.2021	16,094.36	1,086.37	17,180.73	14.06.2028	21,084.00
254	RAM KUMAR GM	FDR NO. 066013007022 / FDR No. 11076394642	08-03-2019	42,135.03	2,422.76	44,557.79	07.08.2027	54,020.00
255	PURSOTTAM DAS	FDR NO. 066013007042 / FDR No. 11076394653	08.03.2019	35,864.06	2,062.18	37,926.24	09.08.2027	45,989.00
256	PUBLICATION A/C	FDR No. 20210858381	30.11.2021	2,77,223.02	20,098.67	2,97,321.69	02.07.2025	2,98,650.00
257	APPEAL FUND	FDR No. 20210858392	30.11.2021	1,03,709.68	7,518.95	1,11,228.63	02.07.2025	1,08,598.00
258	DIAMOND JUBLEE FUND	FDR No. 20210858358	01.12.2022	1,81,485.23	13,157.68	1,94,642.91	02.07.2025	1,90,044.00
259	DIAMOND JUBLEE FUND	FDR No. 20210858369	01.12.2022	1,04,642.75	7,586.60	1,12,229.35	02.07.2025	1,09,576.00
260	A U TRUST FUND	FDR No. 20210858483	11.12.2022	60,889.04	4,414.46	65,303.50	02.07.2025	64,185.00
261	AU TRUST FUND	FDR No. 20210858494	01.12.2022	2,649.00	161.59	2,810.59	02.12.2025	2,888.00
262	REGISTRAR ALLAHABAD UNIVERSITY	FDR No. 20210858507	01.12.2022	4,105.31	250.42	4,355.73	02.12.2025	4,474.00
263	REGISTRAR ALLAHABAD UNIVERSITY	FDR No. 20210858518	01.12.2022	4,105.31	250.42	4,355.73	02.12.2025	4,474.00
264	REGISTRAR ALLAHABAD UNIVERSITY	FDR No. 20210858529	01.12.2022	31,800.70	2,305.55	34,106.25	02.07.2025	33,520.00
265	REGISTRAR ALLAHABAD UNIVERSITY	FDR No. 20210858530	01.12.2022	13,226.07	958.89	14,184.96	02.07.2025	13,942.00
266	REGISTRAR ALLAHABAD UNIVERSITY	FDR No. 20210858541	01.12.2022	8,742.11	533.27	9,275.38	02.12.2025	9,528.00
267	REGISTRAR ALLAHABAD UNIVERSITY	FDR No. 20210858552	01.12.2022	13,226.07	958.89	14,184.96	02.07.2025	13,942.00

268	REGISTRAR ALLAHABAD UNIVERSITY	FDR No. 20210858563	01.12.2022	13,226.07	958.89	14,184.96	02.07.2025	13,942.00
269	REGISTRAR ALLAHABAD UNIVERSITY	FDR No. 20210858574	01.12.2022	4,104.24	250.36	4,354.60	02.12.2025	4,474.00
270	REGISTRAR ALLAHABAD UNIVERSITY	FDR No. 20210858585	01.12.2022	4,105.31	250.42	4,355.73	02.12.2025	4,474.00
271	REGISTRAR ALLAHABAD UNIVERSITY	FDR No. 20210858596	30.11.2021	3,634.00	228.94	3,862.94	02.12.2025	4,474.00
272	REGISTRAR ALLAHABAD UNIVERSITY	FDR No. 20210858608	01.12.2022	27,006.62	1,957.98	28,964.60	28.05.2024	28,470.00
273	REGISTRAR ALLAHABAD UNIVERSITY	FDR No. 20210858619	01.12.2022	8,742.11	533.27	9,275.38	02.12.2025	9,528.00
274	REGISTRAR ALLAHABAD UNIVERSITY	FDR No. 20210858620	01.12.2022	22,756.31	1,649.83	24,406.14	02.07.2025	23,988.00
275	REGISTRAR ALLAHABAD UNIVERSITY	FDR No. 20210858631	01.12.2022	8,742.11	533.27	9,275.38	02.12.2025	9,525.00
276	REGISTRAR ALLAHABAD UNIVERSITY	FDR No. 20210858642	30.11.2021	3,634.00	221.67	3,855.67	02.12.2025	4,474.00
277	REGISTRAR ALLAHABAD UNIVERSITY	FDR No. 20210858653	01.12.2022	26,984.10	1,956.35	28,940.45	02.07.2025	28,446.00
278	REGISTRAR ALLAHABAD UNIVERSITY	FDR No. 20210858664	01.01.2022	22,756.31	1,649.83	24,406.14	02.07.2025	23,988.00
279	REGISTRAR ALLAHABAD UNIVERSITY	FDR No. 20210858675	01.12.2022	26,984.10	1,956.35	28,940.45	02.07.2025	28,446.00
280	REGISTRAR ALLAHABAD UNIVERSITY	FDR No. 20210858686	01.12.2022	26,984.10	1,956.35	28,940.45	02.07.2025	28,446.00
281	REGISTRAR ALLAHABAD UNIVERSITY	FDR No. 20210858697	01.12.2022	4,105.31	250.42	4,355.73	02.12.2025	4,474.00
282	SCHOLARSHIP A/C	FDR No. 20210858370	30.11.2021	5,23,369.28	37,944.27	5,61,313.55	02.07.2025	5,48,051.00
283	SECURITY DEPOSIT	FDR No. 20210858405	30.11.2021	4,77,719.39	34,634.66	5,12,354.05	02.07.2025	5,00,250.00
284	MISS EXPENSES	FDR No. 20210858416	30.11.2021	5,46,110.57	39,593.02	5,85,703.59	02.07.2025	5,71,866.00
285	POOR BOY'S FUND	FDR No. 21210858438	30.11.2021	22,514.00	1,632.27	24,146.27	02.07.2025	54,274.00
286	STUDENT ACTIVITY	FDR No. 20210858450	30.11.2021	10,11,269.90	73,317.07	10,84,586.97	02.07.2025	10,58,966.00
287	STUDENT ACTIVITY	FDR No. 20210858461	30.11.2021	52,303.68	3,792.02	56,095.70	02.07.2025	54,767.00
288	PROCTOR AU CYCLE FUND	FDR No. 30023398466	22.11.2020	3,58,665.33	23,313.25	3,81,978.58	22.11.2026	4,28,020.00
289	PROCTOR AU IDENTITY CARD FUND A/	FDR No. 30023404119	22.11.2020	3,63,962.11	23,657.54	3,87,619.65	22.11.2026	4,25,694.00
290	U.P. STATE SCHOLARSHIP	FDR NO. 066013006887 / FDR No. 30023420823	06.07.2019	27,76,833.20	1,59,667.91	29,36,501.11	29.07.2027	34,03,311.00
291	NCC COMMITTEE	FDR No. 30025560675	12.09.2020	72,151.31	4,689.83	76,841.14	12.09.2026	82,758.00
292	PROF A. JHA ENDOWMENT	FDR No. 30064153755	25.03.2022	2,33,306.48	16,331.45	2,49,637.93	16.09.2027	2,93,649.00
293	NAMI ARBIC SCHOLARSHIP	FDR No. 30064153971	25.03.2022	33,862.93	2,370.41	36,233.34	16.09.2027	42,621.00
294	LUMSOLAN MEMORIAL SCHOLARSHIP	FDR No. 30064154125	25.03.2022	46,281.25	3,239.69	49,520.94	16.09.2027	58,252.00
295	EMPRESS VICTORIA	FDR No. 30064153369	31.03.2022	36,68,786.84	2,56,815.08	39,25,601.92	16.09.2027	44,91,584.00
296	F.O. A.U A/C EXPRESS VICTORIA READE	FDR No. 30096293092	18.02.2022	8,54,920.07	47,020.60	9,01,940.67	19.02.2027	10,02,600.00
297	F.O. A.U A/C BALDEV RAM ENDOWMENT	FDR NO. 066013006987 / FDR No. 30096313576	13.03.2022	44,622.27	2,565.78	47,188.05	31.07.2027	56,487.00
298	F.O. A.U A/C VIJAY RAI RAMESH SCHOL	FDR No. 30096313815	14.03.2022	1,41,467.70	7,780.72	1,49,248.42	14.03.2027	1,66,638.00
299	F.O. A.U A/C N.R. DHAR ENDOWMENT F	FDR No. 30096313939	18.02.2022	6,77,044.20	37,237.43	7,14,281.63	19.02.2027	7,93,998.00
300	F.O. A.U A/C TRUST ACCOUNT	FDR No. 30096314081	18.02.2022	2,23,059.03	12,268.25	2,35,327.28	19.02.2027	2,61,000.00
301	F.O. A.U. LOAN ACCOUNT	FDR No.066013006879 / FDR No. 30096314183	17.02.2022	1,27,774.00	7,347.01	1,35,121.01	29.07.2027	1,70,013.00
302	F.O. A.U. LIBRARY SOCIETY A/C	FDR NO. 066013006957 / FDR No. 30096354079	31.03.2022	6,04,676.39	34,768.89	6,39,445.28	31.07.2027	7,67,011.00
303	F.O. A.U. MISCELLANEOUS A/C	FDR No. 30096354342	31.03.2022	3,85,071.00	26,954.97	4,12,025.97	18.02.2027	5,06,085.00
304	F.O. A.U. LIBRARY SOCIETY A/C	FDR No. 30096314376	18.02.2022	8,54,943.44	47,021.89	9,01,965.33	19.02.2027	10,02,627.00
305	A.U. ENDOWMENT. SCHOLARSHIP. (640	FDR NO. 066013007030 / FDR No. 30096354488	31.03.2022	3,66,043.05	21,047.48	3,87,090.53	07.08.2027	4,65,749.00
306	A.U. TRUST FUND	FDR No. 30096354647	18.02.2022	3,31,390.95	18,226.50	3,49,617.45	19.02.2027	3,88,636.00
307	F.O. A.U. CONFERENCE A/C	FDR No. 30096354852	18.02.2022	2,14,128.20	11,777.05	2,25,905.25	19.02.2027	2,51,117.00
308	F.O. A.U T.N. SHIVPURA, GOLD MEDAL	FDR NO. 066013006983 / FDR No. 30096355084	13.03.2022	4,62,631.93	26,601.34	4,89,233.27	31.07.2027	5,86,987.00
309	F.O. A.U. SHYAMLAL BHATIYA GOLD M	FDR No. 30097746598	18.02.2022	16,124.39	886.84	17,011.23	19.02.2027	18,910.00
310	A.U. TRUST FUND A/C. (64004)	FDR No. 30098113008	31.03.2022	5,41,187.11	37,883.10	5,79,070.21	16.09.2027	6,71,768.00
311	FINANCE OFFICERS AU TEACHER'S	FDR No. 30098113451	17.11.2022	1,37,561.83	9,354.20	1,46,916.03	17.11.2025	1,52,680.00
312	NCC COMMITTEE	FDR No. 30223287907	26.03.2022	2,16,762.36	15,173.37	2,31,935.73	16.09.2027	2,65,374.00
313	DR. SHAIL KUMARI	FDR No. 30247482966	31.03.2022	28,74,990.12	2,01,249.31	30,76,239.43	18.09.2027	35,68,768.00
314	A.U. TRUST FUND A/C. (64004)	FDR No. 30295079435	31.03.2022	1,06,275.68	7,439.30	1,13,714.98	18.09.2027	1,09,068.00
315	F.O. A.U. LANDSOM MEMORIAL FUND	FDR No. 30347124258	06.07.2019	8,372.87	586.10	8,958.97	22.09.2027	10,174.00
316	F.O. A.U A/C SAWAL DAS EDUCATION F	FDR No. 30347124713	06.07.2019	7,547.05	528.29	8,075.34	22.09.2027	9,169.00
317	F.O. A.U EXPRESS VICTORIA READERS	FDR No. 30347126040	06.07.2019	27,158.43	1,901.09	29,059.52	22.09.2027	33,036.00
318	F.O. A.U ENDOWMENT FUND (64006)	FDR No. 30347131390	06.07.2019	16,486.94	1,154.09	17,641.03	22.09.2027	20,036.00
319	F.O. A.U A/C ENDOWMENT A.U. (64006)	FDR No. 30347132123	06.07.2019	66,001.43	4,620.10	70,621.53	22.09.2027	80,210.00
320	F.O. A.U A/C N.R. DHAR ENDOWMENT F	FDR No. 30347132123 (1)	06.07.2019	58,694.00	3,052.09	61,746.09	01.04.2027	67,346.00
321	F.O. A.U A/C T.N. GHOSH & S. G. GHOSH	FDR No. 30347132394	06.07.2019	96,521.00	6,756.47	1,03,277.47	22.09.2027	1,17,302.00
322	F.O. A.U. TRUST FUND A/C. (64006)	FDR No. 30351055515	31.03.2022	3,41,320.79	23,892.46	3,65,213.25	18.09.2027	4,23,683.00

323	F.O. A.U. TRUST FUND A/C (64004)	FDR No. 30355975899	28.03.2022	80,968.23	5,667.78	86,636.01	18.09.2027	1,00,505.00
324	F.O. A.U. CAUTION MONEY A/C	FDR No. 30385901627	10.02.2021	6,09,242.63	41,123.88	6,50,366.51	11.02.2027	7,36,841.00
325	F.O. A.U A/C STUDENT SILVER JUBLEE	FDR No. 30695730985	26.03.2022	91,521.10	6,406.48	97,927.58	16.09.2027	1,15,192.00
326	FO AU TATA FERTILIZER	FDR No. 30790591429	07.07.2019	49,228.00	3,445.96	52,673.96	23.09.2027	66,311.00
327	PROCTOR AU TDR	FDR NO. 066013006900 / FDR No. 30790618818	07.07.2019	10,172.09	584.90	10,756.99	30.07.2027	12,458.00
328	PATRACHAR PATHYAKRAM SATAT SH	FDR NO. 066013006895 / FDR No. 30790796528	07.07.2019	27,768.89	1,596.71	29,365.60	29.07.2027	35,315.00
329	SIR SUNDAR LAL HOSTEL	FDR NO. 066013006907 / FDR No. 30790797113	07.07.2019	13,855.37	796.68	14,652.05	30.07.2027	17,220.00
330	DR T C HOSTEL AU	FDRNO. 066013006882 / FDR No. 30790797612	07.07.2019	36,175.00	2,080.06	38,255.06	29.07.2027	46,859.00
331	HOD COM DEPT. TREASURER	FDR NO. 066013006893 / FDR No. 30790807281	07.07.2019	8,442.02	485.42	8,927.44	29.07.2027	10,734.00
332	MSPF A/C AU	FDR No. 30790807973	07.07.2019	9,012.99	630.91	9,643.90	23.09.2027	10,828.00
333	PROCTOR AU I CARD FUND	FDR NO. 066013006901 / FDR No. 30790849302	07.07.2019	2,731.52	157.06	2,888.58	30.07.2027	3,346.00
334	PROCTOR AU CYCLE FUND	FDR NO. 066013006899 / FDR No. 30790850340	07.07.2019	2,350.82	135.17	2,485.99	30.07.2027	2,881.00
335	FO AU UP STATE SCHOLARSHIP	FDR NO. 066013006892 / FDR No. 30791406507	07.07.2019	18,361.37	1,055.78	19,417.15	29.07.2027	22,527.00
336	FO AU T N SHIVPUR MS	FDR No. 30791408469	07.07.2019	3,462.00	242.34	3,704.34	23.09.2027	4,838.00
337	FO AU STUDENT ACTIVITIES	FDR NO. 066013006889 / FDR No. 30791410116	07.07.2019	10,975.79	631.11	11,606.90	29.07.2027	13,464.00
338	FO AU LIBRARY SOCIETY	FDR NO. 066013006890 / FDR No. 30791412997	07.07.2019	11,633.56	668.93	12,302.49	29.07.2027	5,165.00
339	FO UGC VOCATIONAL COURSES	FDR NO. 066013006891 / FDR No. 30791413616	07.07.2019	6,975.27	401.08	7,376.35	29.07.2027	8,667.00
340	FO AU COOP INDG	FDR NO. 066013006898 / FDR No. 30791415182	07.07.2019	11,619.81	668.14	12,287.95	30.07.2027	14,231.00
341	FO AU COMPRESS MSV	FDR No. 066013006932	07.07.2019	23,334.80	1,633.44	24,968.24	31.07.2027	28,614.00
342	FO AU CENTENARY CELL	FDR NO. 066013006885 / FDR No. 30791431624	07.07.2019	11,669.51	671.00	12,340.51	29.07.2027	14,316.00
343	REGISTRAR A.U. GENERAL	FDR NO. 066013006903 / FDR No. 30791432072	07.07.2019	13,818.35	794.56	14,612.91	30.07.2027	16,952.00
344	MS FO AU R V SCHOLARS	FDR NO. 066013006894 / FDR No. 30791432561	07.07.2019	6,120.81	351.95	6,472.76	29.07.2027	7,494.00
345	IDENTITY CARD FUND A/C	FDRNO. 066013006895 / FDR No. 30791798854	07.07.2019	17,299.64	994.73	18,294.37	29.07.2027	21,482.00
346	ATHLETIC ASSOCIATION (TDR)	FDR NO. 066013006883 / FDR No. 30791799427	07.07.2019	8,949.62	514.60	9,464.22	29.07.2027	10,960.00
347	REGISTRAR AU CONFERENCE EXP.	FDR No. 30791806027	07.07.2019	4,347.13	304.30	4,651.43	23.09.2027	5,489.00
348	SSL HOSTEL	FDR NO. 066013006906 / FDR No. 30791806617	07.07.2019	10,035.68	577.05	10,612.73	30.07.2027	12,473.00
349	SOCIETY OF INDIAN PLANT TEXAMI	FDR NO. 066013006908 / FDR No. 30791808069	07.07.2019	4,719.62	271.38	4,991.00	30.07.2027	6,001.00
350	HOD COM DEPT. TREASURER A.U.	FDR NO. 066013006919 / FDR No. 30803446777	07.07.2019	8,727.55	501.83	9,229.38	30.07.2027	11,096.00
351	MSPF A.U.	FDR No. 30803447249	07.07.2019	11,722.74	820.59	12,543.33	23.09.2027	14,117.00
352	MS DEFENCE STUDIES SOCIETY A.U.	FDR NO. 066013006933 / FDR No. 30803448389	07.07.2019	4,730.20	271.99	5,002.19	31.07.2027	6,020.00
353	MS PHYSICS SOCIETY A.U.	FDR NO. 06613006934 / FDR No. 30803448980	07.07.2019	5,685.12	326.89	6,012.01	31.07.2027	6,968.00
354	MS DEAN STUDENT WELFARE A.U.	FDR NO. 066013006935 / FDR No. 30803455602	07.07.2019	3,624.05	208.38	3,832.43	31.07.2027	4,439.00
355	NR DHAR FUND A/C	FDR NO. 066013006913 / FDR No. 30803455997	07.07.2019	22,285.76	1,281.43	23,567.19	30.07.2027	27,294.00
356	CAUTION MONEY A/C A.U.	FDR NO.066013006936 / FDR No. 30803456934	07.07.2019	5,385.85	309.69	5,695.54	31.07.2027	6,854.00
357	IMPRESS VICTORIA READERSHIP	FDR NO. 066013006937 / FDR No. 30803457508	07.07.2019	9,146.32	525.91	9,672.23	31.07.2027	11,210.00
358	IDENTITY CARD FUND A/C	FDR NO. 066013006938 / FDR No. 30803458160	07.07.2019	19,781.60	1,137.44	20,919.04	31.07.2027	24,550.00
359	FINANCE OFFICER A.U. TRUST FUND	FDR NO. 066013006940 / FDR No. 30803458692	07.07.2019	12,700.58	730.28	13,430.86	31.07.2027	15,218.00
360	GANDHI PRASANG	FDR No. 30803495168	01.04.2021	108.80	2.72	111.52	04.04.2025	115.00
361	ATHLETIC ASSOCIATION	FDR NO. 066013006941 / FDR No. 30804325047	07.07.2019	29,193.35	1,678.62	30,871.97	31.07.2027	35,786.00
362	MS FO AU R V SCHOLARS	FDR NO. 066013006942 / FDR No. 30804325886	07.07.2019	7,682.74	441.76	8,124.50	31.07.2027	9,418.00
363	MS FO AU T N GHOSH SR	FDR NO. 066013006944 / FDR No. 30804326302	07.07.2019	3,617.71	208.02	3,825.73	31.07.2027	4,593.00
364	REGISTRAR AU GENERAL	FDR NO. 066013006946 / FDR No. 30804326710	07.07.2019	14,726.75	846.79	15,573.54	31.07.2027	18,081.00
365	REGISTRAR AU NR DHAR	FDR NO. 066013006949 / FDR No. 30804327293	07.07.2019	4,756.64	273.51	5,030.15	31.07.2027	6,054.00
366	DR. T C HOSTEL	FDR NO. 066013006951 / FDR No. 30804327667	07.07.2019	35,856.65	2,061.76	37,918.41	31.07.2027	48,954.00
367	MS FO AU CENTENARY CELEBRATION	FDR NO. 066013006952 / FDR No. 30804336456	07.07.2019	20,725.94	1,191.74	21,917.68	31.07.2027	25,453.00
368	MS FO AU COMPRESS MSV	FDR NO. 066013006955 / FDR No. 30804337824	07.07.2019	33,843.17	1,945.98	35,789.15	31.07.2027	41,486.00
369	FO AU COOP INDG	FDR NO. 066013006956 / FDR No. 30804338272	07.07.2019	10,907.06	627.16	11,534.22	31.07.2027	13,371.00
370	FO AU MISCELLANEOUS	FDR NO. 066013006959 / FDR No. 30804339220	07.07.2019	4,553.60	261.83	4,815.43	31.07.2027	5,579.00
371	MS FO AU TSF	FDR NO. 066013006962 / FDR No. 30804344774	07.07.2019	3,836.61	220.61	4,057.22	31.07.2027	4,883.00
372	FO UGC VACATIONAL COURSE	FDR NO. 066013006963 / FDR No. 30804345199	07.07.2019	7,352.00	422.74	7,774.74	31.07.2027	9,144.00
373	MS FO AU LIBRARY SOCIETY	FDR No. 0660013006966 / FDR No. 30804345542	07.07.2019	10,757.95	618.58	11,376.53	31.07.2027	13,185.00
374	FO AU MEDICAL FERG.	FDR No. 006613006968 / FDR No. 30804349160	07.07.2019	3,810.17	219.08	4,029.25	31.07.2027	4,669.00
375	FO AU PUBLICATION A/C	FDR NO. 066013006953 / FDR No. 30804349433	07.07.2019	2,767.00	159.10	2,926.10	02.04.2022	2,775.00
376	FO AU STUDENT ACTIVITIES	FDR NO. 066013006950 / FDR No. 30804354782	07.07.2019	10,333.89	594.20	10,928.09	31.07.2027	12,668.00
377	MS FO AU TN SHIVPUR MS	FDR NO. 066013006948 / FDR No. 30804356814	07.07.2019	3,391.40	195.01	3,586.41	31.07.2027	4,315.00

378	FO AU TATA FERTILIZER	FDR No. 30804357104	07.07.2019	46,205.00	3,234.35	49,439.35	02.04.2022	46,339.00
379	PROCTOR AU I CARD FUND	FDR NO. 066013006991 / FDR No. 30804357636	07.07.2019	5,438.72	312.73	5,751.45	31.07.2027	6,669.00
380	PROCTOR ALLAHABAD UNIVERSITY	FDR NO. 066013006947 / FDR No. 30804357909	07.07.2019	13,139.44	755.52	13,894.96	31.07.2027	21,719.00
381	PROCTOR AU CYCLE FUND	FDR NO. 066013006945 / FDR No. 30804358142	07.07.2019	4,694.24	269.92	4,964.16	31.07.2027	16,104.00
382	REGISTRAR AU CONFERENCE EXP.	FDR NO. 066013006940 / FDR No. 30804358437	07.07.2019	3,926.50	225.77	4,152.27	31.07.2027	4,996.00
383	SIR SUNDER LAL HOSTEL AU	FDR No. 06613006972 / FDR No. 30804359123	07.07.2019	16,692.64	959.83	17,652.47	31.07.2027	20,777.00
384	SOCIETY OF INDIAN PLANT TEXAMI	FDR NO. 066013006974 / FDR No. 30804359418	07.07.2019	4,387.57	252.29	4,639.86	31.07.2027	5,587.00
385	EDITOR IN CHIEF JOURNAL OF EDUCAT	FDR NO. 066013006976 / FDR No. 30804364825	07.07.2019	5,225.11	300.44	5,525.55	31.07.2027	6,652.00
386	F.O. A.U. A/C PHOTOGRAPHY CAUTION	FDR No. 31036020378	15.07.2019	6,785.09	441.03	7,226.12	15.07.2029	9,610.00
387	F.O. A.U. A/C TRUST FUND (64004)	FDR No. 31036072995	19.02.2022	2,85,987.32	15,729.30	3,01,716.62	20.02.2027	3,35,390.00
388	F.O. A.U. A/C TRUST FUND (64004)	FDR No. 31036074765	19.02.2022	6,352.03	349.36	6,701.39	20.02.2027	7,449.00
389	F.O. A.U. RAJ BAHADUR JAUHARI & BRI	FDR No. 31036080587	19.02.2022	16,538.44	909.61	17,448.05	20.02.2027	19,396.00
390	F.O. A.U. R.E. TOSHIWAL G.M. (64006)	FDR No. 31036105275	04.07.2019	29,036.17	1,887.35	30,923.52	04.07.2029	39,548.00
391	F.O. A.U. BALKRISHNA G.M. (64006)	FDR No. 31036102820	19.02.2022	22,052.36	1,212.88	23,265.24	20.02.2027	25,862.00
392	F.O. DAMLE CHARITABLE TRUST	FDR No. 31036104464	19.02.2022	35,841.63	1,971.29	37,812.92	20.02.2027	42,033.00
393	F.O.A.U.TRUST FUNDA/C64004	FDR NO. 066013006915 / FDR No. 31036110762	19.02.2022	76,130.48	4,377.50	80,507.98	30.07.2027	96,014.00
394	A.U. A/C A.N. JHA MEMORIAL FUND A/C	FDR NO. 066013007033 / FDR No. 31036113300	18.02.2022	5,422.86	311.81	5,734.67	07.08.2027	6,875.00
395	SUPT. DR. TARCHAND HOSTEL (64051)	FDR No. 31037199626	19.05.2019	2,33,785.53	15,429.84	2,49,215.37	19.05.2024	2,37,439.00
396	LIBRARY SECURITY DEPOSIT A/C	FDR No. 31037206125	15.07.2019	40,779.83	2,650.89	43,430.72	15.07.2029	47,267.00
397	A.U. CONFERENCE. EXPENSES	FDR No. 31037206668	15.07.2019	33,362.60	2,168.57	35,531.17	15.07.2029	47,267.00
398	A.U. CAUTION MONEY A/C	FDR No. 31037200258	15.07.2019	1,40,612.69	9,139.82	1,49,752.51	15.07.2029	1,95,953.00
399	PROF. P.D HAJELA GOLD MEDAL OF M.	FDR NO. 066013006980 / FDR No. 31552263151	27.12.2021	2,45,237.42	14,101.15	2,59,338.57	31.07.2027	3,09,525.00
400	T.N GHOSH SCHOLARSHIP A/C	FDR NO. 066013006914 / FDR No. 31708771323	08.07.2019	8,44,556.51	48,562.00	8,93,118.51	30.07.2027	10,47,665.00
401	J.K MEHTA ENDOWMENT	FDR NO. 066013006923 / FDR No. 31708772463	08.07.2019	94,983.59	5,461.56	1,00,445.15	30.07.2027	1,20,911.00
402	A.U. A/C ALI ASGAR KHAN SCHOLARSH	FDR No. 006613006967 / FDR No. 31718330808	17.02.2022	1,479.44	85.07	1,564.51	31.07.2027	1,872.00
403	F.O. A.U. LEELA, SUBHDARSHANI ATAL	FDR NO. 066013006958 / FDR No. 31719575973	19.02.2022	1,536.55	88.35	1,624.90	31.07.2027	1,936.00
404	F.O AU DHARAM DEVI MANGAL SEN G	FDR No. 31945032915	17.09.2021	2,46,306.74	13,300.56	2,59,607.30	16.09.2026	2,75,062.00
405	INSTT. OF INTER DISP. STUDIES	FDR NO. 066013006993 / FDR No. 33008836180	20.05.2021	53,76,858.75	3,09,169.38	56,86,028.13	31.07.2027	57,30,414.00
406	F.O. A.U. A/C TARALI NARIB GHOSH. & S	FDR No. 33469793503	02-08-2019	1,41,059.50	9,168.87	1,50,228.37	03.11.2028	1,23,553.00
407	F.O. A.U. MISCELLANEOUS A/C (3351450	FDR No. 33514505277	06.05.2019	17,13,784.00	1,15,680.42	18,29,464.42	06.05.2028	23,91,370.00
408	F.O. A.U. MISCELLANEOUS A/C (3351454	FDR No. 33514549985	06.05.2019	21,93,768.00	1,48,079.34	23,41,847.34	06.05.2028	22,16,352.00
409	F.O. A.U. MISCELLANEOUS A/C (3351455	FDR No. 33514551348	06.05.2019	17,13,784.00	1,15,680.42	18,29,464.42	06.05.2028	23,91,370.00
410	DR. T.C. HOSTEL A.U. A/C	FDR No. 35586561298	12.03.2019	31,35,011.23	1,70,858.11	33,05,869.34	19.04.2025	32,06,187.00
411	FINANCE OFFICER AU TRUST FUND, AL	FDR No. 36706073051	21.03.2022	1,50,328.40	10,222.33	1,60,550.73	21.03.2025	1,58,300.00
412	TN GHOSH SCHOLARSHIP A C M.ENDORSE	FDR NO. 066013006981 / FDR No.37254474988	24.10.2020	6,75,011.77	38,813.18	7,13,824.95	31.07.2027	8,42,862.00
413	F.O. A.U.	FDR No. 462543	28.09.2010	6,43,849.00	45,069.43	6,88,918.42	28.09.2015	-
414	ALLAHABAD UNIVERSITY(TDS ADJ)	FDR No. 50180698684	06.12.2021	71,524.77	4,363.01	75,887.78	08.12.2027	77,691.00
415	F.O. A.U. DEVELOPMENT POST GRADUA	FDR No. 50208505754	24.06.2022	80,226.46	4,893.81	85,120.27	26.06.2027	87,512.00
416	ALLD. JUBLEE SCHOLARSHIP	FDR No. 1001003110156025	22.07.2017	7,00,088.00	-	-	-	-
417	ALLD UNIVERSITY ENDORCEMENT SC	FDR No. 1001004101187026	28.07.2017	3,71,959.00	-	-	-	-
418	SUPT. T.C. HOSTEL AU (64051)	FDR No. 10341597729	06.04.2020	23,551.00	-	-	-	-
419	A.U. A/C ENDOWMENT SCHOLARSHIP	FDR No. 10341598393	26.03.2022	8,437.00	-	-	-	-
420	T.S.F. A/C	FDR No. 10341601828	17.02.2022	4,49,337.04	-	-	-	-
421	T.N. GHOSH & S. B. GHOSH MEMORIAL	FDR No. 1034481876	18.02.2022	5,79,525.86	-	-	-	-
422	LIBRARY SECURITY DEPOSIT A/C	FDR No. 20210858427	30.11.2021	51,830.71	-	-	-	-
423	F.O. A.U. A/C PHOTOGRAPHY CAUTION	FDR No. 30096354252	17.02.2022	1,34,471.70	-	-	-	-
424	FO AU TSF	FDR No. 30791800489	07.07.2019	4,062.92	-	-	-	-
425	A.N. JHA HOSTEL A.U.	FDR No. 30803456479	07.07.2019	3,118.00	-	-	-	-
426	PROCTOR AU I CARD FUND	FDR No. 30804357375	07.07.2019	16,727.00	-	-	-	-
427	SSL HOSTEL	FDR No. 30804358732	07.07.2019	9,268.99	-	-	-	-
	Grand Total			16,22,52,807.75	97,83,271.10	16,96,83,701.63		

Finance Officer

Finance Officer
Allahabad University

UNIVERSITY OF ALLAHABAD
SCHEDULE 6 GROUPINGS RELATING TO INVESTMENT IN BANK FDRs FOR F.Y. 2024-2025 OTHER THAN ENDOWMENT FUNDS

Sl.No	Particulars	FDR No.	Date of issue	Value as on 01.04.2024	FDRs' made during the year	Interest accrued during F.Y. 24-25	Value as on 31.03.2025	Maturity Date	Maturity Value
	Investment - Others								
1	ALLAHABAD UNIVERSITY DST A/C	FDR NO. 100100PU00028113	23.04.2015	3,57,28,708.06	-	24,29,552.15	3,81,58,260.21	22.04.2026	3,86,06,805.00
2	ALLAHABAD UNIVERSITY DST A/C	FDR NO. 100100PU00028122	23.04.2015	1,77,46,122.11	-	12,06,736.30	1,89,52,858.41	22.04.2026	1,97,26,294.00
3	ALLAHABAD UNIVERSITY UGC PROJECT A/C	FDR NO. 100100PU00028131	23.04.2015	1,80,31,232.54	-	12,26,123.81	1,92,57,356.35	22.04.2026	2,00,43,218.00
4	ALLAHABAD UNIVERSITY SC ST A/C	FDR NO. 066013007149	03.09.2022	1,03,73,699.25	-	6,12,048.26	1,09,85,747.51	04.09.2027	1,23,99,185.00
5	FINANCE OFFICER ALLAHABAD UNIVERSITY	FDR NO. 10204994836	05.11.2020	2,33,337.77	-	15,750.30	2,49,088.07	02.012.2027	3,01,258.00
6	F.O.A.U./A/C SPL. DEV. GRANT BACKWARDSTF Q5	FDR No. 1001004102640045	14.11.2017	15,51,254.52	-	93,075.27	16,44,329.79	01-11-2025	17,56,164.00
7	F.O.A.U./A/C SPL. DEV. GRANT BACKWARDSTF Q5	FDR NO. 100100PR00061537	14.11.2017	5,515.18	-	330.91	5,846.09	09-11-2025	6,198.00
8	F.O.A.U./A/C SPL. DEV. GRANT BACKWARDSTF Q5	FDR NO. 1001004102640036	27.06.2016	16,05,996.46	-	96,359.79	17,02,356.25	01-11-2025	17,56,158.00
9	F.O.A.U./A/C SPL. DEV. GRANT BACKWARDSTF Q5	FDR NO. 1001004102640054	27.06.2016	15,51,250.03	-	93,075.00	16,44,325.03	01-11-2025	17,56,158.00
10	F.O.A.U./A/C SPL. DEV. GRANT BACKWARDSTF Q5	FDR NO. 1001004102640027	27.06.2016	15,51,241.04	-	93,074.46	16,44,315.50	01.11-2025	17,56,147.00
11	F.O.A.U./A/C SPL. DEV. GRANT BACKWARDSTF Q5	FDR NO. 100100PR00021380	27.06.2016	5,870.28	-	352.22	6,222.50	03-11-2025	6,418.00
12	F.O.A.U./A/C SPL. DEV. GRANT BACKWARDSTF Q5	FDR NO. 1001004102640063	27.06.2016	15,51,251.15	-	93,075.07	16,44,326.22	01-11-2025	17,56,159.00
13	F.O.A.U./A/C SPL. DEV. GRANT BACKWARDSTF Q5	FDR NO. 1001004102640072	27.06.2016	15,51,250.03	-	93,075.00	16,44,325.03	01-11-2025	17,56,159.00
14	F.O.A.U./A/C SPL. DEV. GRANT BACKWARDSTF Q5	FDR NO. 100100PR00023041	14.11.2017	46,303.88	-	3,148.66	49,452.54	09.10.2025	49,614.00
15	FO AU ALLD. & U-SITY ENGINEER AU ALLD.	FDR NO. 100100PR00022918	14.11.2017	22,138.16	-	1,616.09	23,754.25	28.09.2025	24,786.00
16	F.O.A.U./A/C SPL. DEV. GRANT BACKWARDSTF Q5	FDR NO. 100100PR00000730	21.01.2010	89,508.24	-	6,086.56	95,594.80	18-11-2025	1,03,867.00
17	F.O.A.U./A/C SPL. DEV. GRANT BACKWARDSTF Q5	FDR NO. 1001004102640018	14.11.2017	15,10,794.81	-	90,647.69	16,01,442.50	03-11-2025	17,10,359.00
18	M/S FOAU DEVELOPMENT GRANT A/C	FDR NO. 50517968188	01.04.2022	13,511.84	-	824.22	14,336.06	06-04-2026	16,622.00
19	M/S FOAU DEVELOPMENT GRANT A/C	FDR NO. 50480047108	01.04.2022	1,84,166.26	-	11,234.14	1,95,400.40	07-03-2026	2,17,430.00
20	F.O.A.U. DEVELOPMENT GRANT A/C	FDR NO. 50330349475	01.04.2023	6,884.83	-	419.97	7,304.80	07-04-2026	8,158.00
21	ALLAHABAD UNIVERSITY PRAYAGRAJ	FDR NO. 20210858438	21.11.2013	24,846.61	-	1,801.38	26,647.99	21-07-2026	27,115.00
22	F.O.A.U. DEVELOPMENT GRANT A/C	FDR NO. 50330349781	01.04.2023	8,141.05	-	496.60	8,637.65	07-04-2026	9,647.00
23	A.U. A/C LEELA SUBH DARSHANI ATAL	FDR No. 055013006881	28.07.2022	1,237.31	-	71.40	1,308.71	12.05.2026	156.00
24	ALLAHABAD UNIVERSITY GENERAL SCHOLARSHIP A/C	FDR NO. 066013007150	03.09.2022	37,06,500.00	-	2,18,683.50	39,25,183.50	04.09.2027	46,91,583.00
25	A.U. VOCATIONAL COURSE A/C	FDR NO. 066013007148	03.09.2022	18,00,300.00	-	1,06,217.70	19,06,517.70	04.09.2027	22,78,769.00
26	F.O.A.U. DEVELOPMENT POST GRADUATE A/C	FDR NO. 56660300003407	11.05.2015	5,12,42,452.24	-	34,07,623.06	5,46,50,075.30	11.05.2026	5,83,07,192.00
27	A.U. MEDICAL FACILITY FUND A/C	FDR NO. 066013006807	05.07.2022	2,09,41,548.00	-	-1,05,420.00	---	----	----
28	A.U. MEDICAL FACILITY FUND A/C	FDR NO. 066013006808	05.07.2022	2,09,41,548.00	-	-1,05,419.00	---	----	----
29	PNB A/c No.: 1001002100507911 (DFHI Delhi / ICICI Mumbai)	----	----	10,73,40,122.00	-	-	1,93,40,122.00	----	----
30	FDR WITH HDFC BANK	FDR NO. 50301135299471	29.03.2025	-	4,00,00,000.00	-	4,00,00,000.00	29.03.2026	4,31,43,155.00
	Total			29,93,66,731.62	4,00,00,000.00	96,90,660.51	21,93,85,135.13		
	Guest House - Others								
1	Guest House	33942947274	05.07.2021	9,24,111.56	-	62,839.59	9,86,951.15	05.07.2025	9,53,681.00
2	Guest House	33942958729	05.07.2021	9,24,110.50	-	62,839.51	9,86,950.01	05.07.2025	9,68,764.00
3	Guest House	33942957453	05.07.2021	9,24,110.50	-	62,839.51	9,86,950.01	05.07.2025	9,68,764.00
4	Guest House	37698601254	11.05.2018	11,14,420.42	-	78,009.43	11,92,429.85	11.05.2026	12,52,360.00
5	Guest House	38795813522	25.09.2021	7,75,056.64	-	54,253.96	8,29,310.60	25.09.2026	8,43,826.00
6	Guest House	34911303894	05.05.2015	8,64,351.62	-	57,911.56	9,22,263.18	05.05.2026	9,53,317.00
7	Guest House	36190445525	19.10.2021	15,29,788.25	-	1,04,025.60	16,33,813.85	19.10.2025	16,52,758.00
8	Guest House	5067602025032419	24-03-2025	-	6,25,304.00	45,334.54	6,70,638.54	24-07-2026	6,96,666.00
	Total			70,55,949.49	6,25,304.00	5,28,053.70	82,09,307.19		
	BALLB HONS - Others								
1	BALLB HONS	35059403015	09.07.2015	87,33,812.94	-	6,11,366.91	93,45,179.85	09-07-2025	80,41,636.00
2	BALLB HONS	35059404531	09.07.2015	87,33,544.37	-	6,11,348.11	93,44,892.48	09.07.2025	90,86,403.00
3	BALLB HONS	35059405998	09.07.2015	87,33,544.37	-	6,11,348.11	93,44,892.48	09.07.2025	90,86,403.00

4	BALLB HONS	35059407622	09.07.2015	89,04,067.07	-	6,23,284.69	95,27,351.76	09.07.2025	90,86,403.00
	Total			3,51,04,968.75	-	24,57,347.82	3,75,62,316.57		
	CBCS								
1	CBCS	33602643739	21.01.2014	18,95,857.00	-	1,28,918.28	20,24,775.28	21.01.2026	19,61,290.00
2	CBCS	33602670387	21.11.2014	18,95,857.00	-	1,28,918.28	20,24,775.28	21.01.2026	19,61,290.00
3	CBCS	33602669509		18,36,843.21	-	-	-		
	Total			56,28,557.21	-	2,57,836.56	40,49,550.56	-	
	PLAN								
1	PLAN	50480079661	01.07.2022	1,12,115.87	-	6,839.07	1,18,954.94	07.03.2026	1,24,755.00
2	XII PLAN	50324047257	17.02.2016	83,13,776.15	-	5,07,140.35	88,20,916.50	24.02.2026	89,21,829.00
3	XII PLAN	50324047778	17.02.2016	98,13,289.66	-	5,98,610.67	1,04,11,900.33	24.02.2026	1,05,48,466.00
4	LIBRARY DEVELOPMENT	100100PU00028159	23.04.2015	4,67,43,565.06	-	31,78,562.42	4,99,22,127.48	22-04-2026	5,59,79,862.00
5	MERGED SCHEME	100100PU00028140	23.04.2015	2,14,90,100.10	-	15,58,032.26	2,30,48,132.36	22.04.2023	2,04,75,738.00
6	FDR No.	1001004400050120	---	24,630.00	-	-	24,630.00		
	Total			8,64,97,476.84	-	58,49,184.77	9,23,46,661.61		
	Grand Total Rs.			43,36,53,683.91	4,06,25,304.00	1,87,83,083.36	36,15,52,971.05	-	-


FINANCE OFFICER

Finance Officer
Allahabad University


UNIVERSITY OF ALLAHABAD PRAYAGRAJ
SCHEDULE 8 GROUPINGS RELATING TO LOANS, ADVANCES ETC AS ON 31st MARCH 2025

	(Amount-'Rs.')	
LOANS, ADVANCES ETC	Current Year	Previous Year
LONG TERM ADVANCES TO EMPLOYEES	-	-
Chandra Prakash Yadav	-	50,000.00
Indrajit Pal	-	50,000.00
J. Prasad Yadav	-	50,000.00
Lavlesh Mishra	-	50,000.00
Mohd Rafiq	-	50,000.00
Personal Loan to A.U. Employee	5,88,900.00	6,29,220.00
Personal Loan to Constituent College Employees	60,423.00	60,423.00
Abhinesh Kr Yadav (Computer Advance)	40,000.00	50,000.00
Pradeep Singh (Computer Advance)	24,000.00	50,000.00
Shivam Kumar (Computer Advance)	32,000.00	50,000.00
Amit Singh (Computer Advance)	48,000.00	-
Hari Om Kumar (Computer Advance)	48,000.00	-
Jitendra Kumar Mishra (Computer Advance)	40,000.00	-
Kamlesh (Computer Advance)	50,000.00	-
Raqeeb Ahmad (Computer Advance)	44,000.00	-
Saurabh Dwivedi (Computer Advance)	48,000.00	-
Sheelendra Kumar (Computer Advance)	42,000.00	-
Shivshankar (Computer Advance)	49,000.00	-
TOTAL	11,14,323.00	10,89,643.00
AGAINST EXPENSES ETC TO EMPLOYEES ETC		
ADMISSION TEST 2013		
Advance for Admission Expenses	80.00	80.00
Advance for TA/DA	95,330.00	95,330.00
ADMISSION TEST 2016		
Advance for Contingency Expenses	15,000.00	15,000.00
ADMISSION TEST 2018-19		
Petrol Advance Controller of Exam	20,000.00	20,000.00
Prof P N Gupta OSD Centre Revaluation Exam 2018-19	10,000.00	10,000.00
B.ED		

Director B.ED	2,50,000.00	2,50,000.00
LAT		
Admission Committee - Lat	83,625.00	83,625.00
Director - Lat	1,45,295.00	1,45,295.00
Director Office - Lat	1,08,376.00	1,08,376.00
LFT		
Director L.F.T.	26,250.00	26,250.00
LLMAT		
Director Lmat	2,23,655.00	2,23,655.00
LTC ADVANCES		
Sri Swayam M	10,147.00	10,147.00
MEDAT		
Director M.EDAT	81,161.00	81,161.00
MEDICAL ADVANCE 2017-18		
Kamlesh Medical Adv 2017-18	31,157.00	2,80,800.00
Sri Sanjay Kumar Medical 17-18 CMP Nt	-	3,80,000.00
MEDICAL ADVANCES (2014-15)		
Sri Girish Chandra Srivastava	-	4,00,000.00
MISC ADVANCE COLLEGES		
Principal ECC	2,00,000.00	2,00,000.00
MISCELLANEOUS ADVANCE 2015-16		
Advance for LEX Model United Nation Ballb	1,80,000.00	1,80,000.00
Advance for National Seminar Haribansh Singh	1,50,000.00	1,50,000.00
A R Account TA Adv (15 & 17)	6,50,000.00	6,50,000.00
Coordinator Centre for Theatre & Film AV Lab	1,54,993.00	1,50,000.00
Director Ncem & P Lab Adv	30,000.00	30,000.00
Ganga Nath Hostel Adv	24,000.00	24,000.00
HOD Sanskrit ADV Cult	12,000.00	12,000.00
Sri Rajesh Kumar Yadav	2,000.00	2,000.00
Sri Sushil Kumar Singh Adv 2 (15 & 17)	10,000.00	10,000.00
MISCELLANEOUS ADVANCE 2016-17		
HOD Botany Lab Adv 2016-17	30,000.00	30,000.00
HOD Defence Stategic Studies Lab	25,000.00	10,000.00
Miscellaneous Advance Ballb	1,33,028.00	64,440.00

Sri A K Pandey HOD Biochemistry Cultural Activity	6,000.00	6,000.00
Sri Swami Nath Yadav Manav Vigyan Medical 16-17	2,00,000.00	2,00,000.00
MISCELLANEOUS ADVANCE 2017-18		
Advance to Principal SPM	50,000.00	50,000.00
Coordinator Ballb Advance	38,854.00	38,854.00
HOD Botany Lab Adv 2017-18	25,000.00	25,000.00
HOD Earth & Planetary Science Cult Act Adv	12,000.00	12,000.00
HOD English AU ADV 5 IX	12,000.00	12,000.00
Lab Grant Advance 4i	1,15,392.00	1,15,392.00
Misc Advance Ballb 17-18	45,000.00	45,000.00
MISCELLANEOUS ADVANCE 2018-19		
Controller Examination Adv 18-19	30,000.00	30,000.00
HOD Philosophy Adv 18-19	20,000.00	20,000.00
ISDC Principal Adv NCC 18-19	2,07,981.00	2,07,981.00
Prof Harsh Kumar Director Sports Board Adv 18-19	71,300.00	1,26,300.00
Prof R K Chankey Ballb TADA Adv 18-19	25,000.00	25,000.00
Sri Ram Milan Sen Medical Adv SSK NT	3,20,000.00	3,20,000.00
MISCELLANEOUS ADVANCE 2019-20		
Dr A K Saxena Medical Adv 19-20	5,79,601.00	5,79,601.00
Dr Rajendra Tripathi Medical Adv	80,000.00	80,000.00
Dr Rajnikant Rai Medical Adv 19-20	1,24,000.00	1,24,000.00
Sri Pram Nath Gupta Central 19-20	10,000.00	10,000.00
Sri R K Singh Controller of Examination Adv 19-20	10,000.00	10,000.00
Sri Shrish Kumar Medical Adv 19-20	23,400.00	23,400.00
MISCELLANEOUS ADVANCE 2020-21		
Dr Ashish Khare ICT Cell Misc Exp Adv 20-21	21,323.00	21,323.00
Prof Ramendra Kumar Singh	10,000.00	10,000.00
MISCELLANEOUS ADVANCE 2021-22		
Advance to Commerce Faculty Misc Adv 21-22	1,00,000.00	1,00,000.00
Coordinator Central of Material Science AU Adv	14,750.00	14,750.00
Dr Amrendra Tripathi Hindi TA Admission Adv 21-22	38,208.00	38,208.00
Dr Ravindra Dhar Coordinator Material Science	8,680.00	8,680.00
Prof Dhananjay Yadav Director FRC Adv 21-22	10,000.00	10,000.00
Prof Grijesh Kumar HOD Botany Lab Adv 21-22	90,000.00	90,000.00

Prof M N Verma Defence TA Adm Adv 21-22	26,317.00	26,317.00
Prof P K Tandon HOD Chemistry Lab Adv 21-22	1,00,000.00	1,00,000.00
Prof Sanjay Dutt Roy Theater And Film 21-22	1,10,000.00	1,10,000.00
Prof V K Tiwari HOD Physics AU Student Facility Fun	-	5,000.00
Sri Devesh Goswami Sahayak Kulsachiv Misc Adv 21-22	5,00,000.00	5,00,000.00
Sri M P Nirala 38 Adv	40,000.00	40,000.00
Sri Virendra Kumar Mishra Misc Adv 21-22	5,000.00	5,000.00
Prof Harsh Kumar Proctor Office Adv 21 - (FY 22-23)	3,15,000.00	50,000.00
OTHER ADMISSION TEST		
Advance to Co Ordinator, LFAT	1,50,000.00	1,50,000.00
A R Accounts	2,45,536.59	2,45,536.59
M/s Asha & Co.	74,855.00	74,855.00
M/s Vinod Pustak Mandir, Agra	12,301.00	12,301.00
OTHER ADVANCES (2014-15)		
Advance for Guest House	75,000.00	75,000.00
Advance for Visual Arts	48,000.00	48,000.00
Director Nehru Study Centre (Misc Adv)	80,000.00	80,000.00
HOD DefenceStudies Lab Advance	45,000.00	45,000.00
HOD Physical Education	3,90,400.00	3,90,400.00
Loan to Pant Hostel	3,50,000.00	3,50,000.00
Smt Abha Agarwal	40,000.00	40,000.00
Temporary Loan to Philosophy Department	4,00,000.00	4,00,000.00
PGAT		
Director Office - Pgat	63,250.00	63,250.00
Director - Pgat	11,04,201.00	11,04,201.00
TRANSIT A/C		
Advance for Civil Works	18,60,500.00	18,60,500.00
Advance for Equipment Transit	1,04,100.00	1,04,100.00
Director Academic Staff Coll	92,857.00	92,857.00
Director C & D S Unit Jal N	65,45,600.00	65,45,600.00
Director International Hostel	57,085.00	57,085.00
Head Pol. Science (Transit)	25,000.00	25,000.00
H.O.D Anthropology (1)	2,74,000.00	2,74,000.00
H.O.D Bio Chemistry (1)	4,62,621.50	4,62,621.50

H.O.D. Botany (1)	1,19,989.00	1,19,989.00
H.O.D. Chemistry (1)	16,40,741.00	16,40,741.00
H.O.D. Commerce & B.A	1,62,151.00	1,62,151.00
H.O.D. Defense Studies	1,70,000.00	1,70,000.00
H.O.D. Earth & Planetary A.U.	6,05,086.00	6,05,086.00
H.O.D. Electronic & Communication	11,24,275.00	11,24,275.00
H.O.D. Home Science	2,20,000.00	2,20,000.00
H.O.D. LAW(1)	1,77,247.00	1,77,247.00
H.O.D. Mathematics(1)	62,000.00	62,000.00
H.O.D. Philosophy(1)	30,000.00	30,000.00
H.O.D. Physical Education(1)	1,00,000.00	1,00,000.00
H.O.D. Physology	6,29,159.00	6,29,159.00
H.O.D. Sanskrit	1,05,000.00	1,05,000.00
H.O.D. Statistics(1)	12,900.50	12,900.50
H.O.D. Zoology(1)	16,50,421.00	16,50,421.00
Imprest (1)	34,708.00	34,708.00
Senior Medical Officer Health	6,47,000.00	6,47,000.00
Sri A K Singh (T - Office)	29,900.00	29,900.00
Sri Ramesh Singh, Allahabad	4,600.00	4,600.00
Suptt A N Jha Hostel	3,31,000.00	3,31,000.00
Suptt D J Hostel	3,56,000.00	3,56,000.00
Suptt. G.N. Jha Hostel	3,07,323.00	3,07,323.00
Suptt International Hostel	4,79,000.00	4,79,000.00
Suptt Priyadarshani Hostel	3,27,968.00	3,27,968.00
Suptt Sarojani Naidu Hostel	3,93,000.00	3,93,000.00
Suptt Shatabdi (Girls) Hostel	3,71,046.00	3,71,046.00
Suptt T C Hostel (1)	6,10,000.00	6,10,000.00
Teacher Incharge Photography(1)	30,000.00	30,000.00
University Engineer	20,000.00	20,000.00
UGAT		
Admission Committee - UGAT	1,76,598.00	1,76,598.00
Director Ugat	4,50,532.00	4,50,532.00
Sri R R Tiwari - UGAT	6,02,857.00	6,02,857.00
Advance Cultural Activityy (Vinamr Sen Singh)	12,000.00	12,000.00

Advance Dr. Khirod Chandra Maharan Unsigned Grand	25,000.00	25,000.00
Advance Dr. Rajmani Maurya (Film Making)	1,00,000.00	1,00,000.00
Advance (Dr. Rakesh Singh) for Exam Expenses	20,000.00	20,000.00
Advance - Dr. Vandana Singh (Expenses for Lab Grant	2,47,000.00	2,47,000.00
Advance for Admission Test	2,46,800.00	2,46,800.00
Advance for Computer	2,18,000.00	2,18,000.00
Advance for Examination Control	45,000.00	45,000.00
Advance for Mr.Pradeep Singh (Expenses)	19,000.00	1,64,000.00
Advance for Research Faculty	1,05,00,000.00	1,05,00,000.00
Advance for T.A. Members	5,00,000.00	5,00,000.00
Advance Manish Chaurasia (Misc. Exam Exp.)	15,960.00	15,960.00
Advance Neetu Mishra Exp. (Undergratuade Grand)	30,000.00	25,000.00
Advance Office Expenses (M.P. Nirala)	6,73,000.00	2,13,000.00
Advance Prof Bechan Sharma	30,000.00	75,000.00
Advance Prof. Dhananjay Yadav (FRC Exp.)	10,000.00	10,000.00
Advance Prof. Madhurendra Kumar	11,50,000.00	11,50,000.00
Advance Prof Sanjay Dutta Roy (Film & Threator)	28,000.00	28,000.00
Advance to A/c Gust House	41,790.00	41,790.00
Advance to A/No 10341398189	50,000.00	50,000.00
Advance to Co-Ordinator DSA-DPhil	1,00,000.00	1,00,000.00
Advance to Womens Advisory Board	2,00,000.00	2,00,000.00
Advance Vehicle Maintenance(Dr. Santosh Bhadauriya)	17,300.00	17,300.00
Advance Vehicle Maintenance Prof. Harsh Kumar	46,000.00	46,000.00
Adv. A.U. Hod Ancient History(Exp. Unsigned Grant)	25,000.00	25,000.00
Adv. A.U. H.O.D. Zoology(Expenses Unsigned Grand)	40,000.00	25,000.00
Adv. Controller Examination of A.U.	25,000.00	25,000.00
Advance- Ajay Jetly (Visual Art)	22,79,874.00	-
Advance-Ashwajeet Chaudhary	15,000.00	-
Advance- Dean Student Welfare	62,483.00	-
Advance- Dr. Dipti Srivastava	50,00,000.00	-
Advance- Dr. Jayo Kapoor	20,000.00	-
Advance - Dr. Mona Agnihotri	12,000.00	-
Advance- Dr. Pratibha Arya (Unassigned Grant)	2,90,000.00	-
Advance Dr. Rehnamo	23,996.00	-

Advance Dr. Vishal Jain	2,15,000.00	-
Advance- Dr. Vishnu Prabakar Srivastava	5,00,000.00	-
Advance - Hindu Hostel (Electricity Repairing)	4,41,980.00	-
Advance- H.O.D. Ancient History	50,000.00	-
Advance H.O.D. Family and Community Science (Unassi	15,000.00	-
Advance- H.O.D. Psychology A.U. (Unassigned Grant)	15,000.00	-
Advance- Jigyansu Kumar	25,000.00	-
Advance- Jitendra Singh Nuwkha	10,000.00	-
Advance Misc. Expenses(for Peeyush Kumar)	1,66,900.00	-
Advance- MMMUC (Hindu Hoste)	4,17,090.00	-
Advance Praveen Srivastava (Misc. Expenses)	95,500.00	-
Advance- Prof G.B.S. Jayhari	5,000.00	-
Advance- Prof Jaya Kapoor	40,000.00	-
Advance- Prof. Narendra Kumar Shukla	2,00,000.00	-
Advance- Prof. N. K. Shukla	6,000.00	-
Advance- Prof. Rahul Patel	30,000.00	-
Advance- Prof. Rajesh Singh (Vehicle Repairing)	74,067.00	-
Advance- Prof Satya Naraian	35,000.00	-
Advance- Prof. Shanthy Sundram	6,000.00	-
Advance- Prof. Syed Ibrahim Rizvi (Unassigned Grant	25,000.00	-
Advance- Prof. Umesh Kumar Singh	6,000.00	-
Amount Receivable From Bank (Examination)	52,050.00	52,050.00
Athletic Association	8,00,000.00	8,00,000.00
A.U.T.W.F. A/c	26,099.00	26,099.00
A.U. Union Account	8,000.00	8,000.00
Botany Museum Grant	79,720.00	79,720.00
B.S.M.C. A/c No. 60068	2,11,365.00	2,11,365.00
Buil.Const. & R.T. Lit, Kanpur	5,000.00	5,000.00
Caution Money Account (SBI 64237)	1,24,000.00	1,24,000.00
Centre of Bio Technology	2,00,000.00	2,00,000.00
Chemistry	15,000.00	15,000.00
Computer Centre	26,500.00	26,500.00
Controller of Exams	20,000.00	20,000.00
CSIR A/c	38,000.00	38,000.00

DD Under Realisation	3,76,308.00	3,76,308.00
Dean Faculty of Arts	71,372.00	51,372.00
Dean Faculty of Commerce	29,818.00	29,818.00
Dean Faculty of Law	33,562.00	33,562.00
Delegacy Account	8,67,630.00	8,67,630.00
Delegacy Union	98,425.00	98,425.00
Director IPS	35,000.00	35,000.00
Director Minorities Training	50,000.00	50,000.00
Dr D C Lal HOD Physical Education	1,75,000.00	1,75,000.00
Dr. Deena Nath Shukla	4,61,981.00	4,61,981.00
Dr. D.R.Mishra	1,000.00	1,000.00
Dr Roma	62,517.00	62,517.00
Dr R R Yadav	60,000.00	60,000.00
Dr. Jay Singh- TA Advance	20,000.00	-
Employment Bureau	1,64,884.00	1,64,884.00
Estate Officer	4,600.00	4,600.00
Evening Classes	2,00,000.00	2,00,000.00
G.R.A.G.T.D. Centre, Allahabad	10,000.00	10,000.00
Ground Officer Chattam Line	10,000.00	10,000.00
Gulab Sinha	20,000.00	20,000.00
Head U/s Computer Centre	61,560.00	61,560.00
HOD Ancient History	1,40,000.00	1,40,000.00
H.O.D. Anci. History & Culture	49,500.00	49,500.00
HOD Anthropology	81,992.00	81,992.00
HOD Applied Physics	36,000.00	36,000.00
HOD Biochemistry	50,000.00	50,000.00
HOD Botany	1,40,000.00	1,40,000.00
HOD Chemistry	1,16,000.00	1,16,000.00
HOD Earth & Plantnery	7,089.00	7,089.00
HOD Geography	1,50,700.00	1,50,700.00
HOD Geology & Geophysics	36,281.00	36,281.00
HOD Hindi	72,000.00	72,000.00
HOD JK Intt of Applied Physics	21,000.00	21,000.00
HOD Journalism & Mass Comm	1,92,000.00	1,92,000.00

HOD Law	40,000.00	40,000.00
HOD Mathematics	18,000.00	18,000.00
HOD Music & Performing Arts	10,000.00	10,000.00
HOD Philosophy	20,000.00	20,000.00
HOD Physics	1,61,991.00	1,61,991.00
HOD Physics Education	2,28,700.00	2,28,700.00
HOD Physics (Staff)	30,154.00	30,154.00
HOD Psychology	32,904.00	32,904.00
HOD Sheeladhar (Chemistry)	8,021.00	8,021.00
HOD Statistics	48,000.00	48,000.00
HOD Urdu	20,000.00	20,000.00
HOD USIC AU	47,586.00	47,586.00
HOD Visual Arts	90,000.00	90,000.00
HOD Zoology	16,186.00	16,186.00
Imprest	85,017.00	80,017.00
Imprest A/c Advance	71,389.00	71,389.00
J.P.Singh	1,79,246.00	1,79,246.00
KPUC Hostel	14,608.00	14,608.00
LAB Advance	76,421.00	76,421.00
Loan to Academic Staff College	25,00,000.00	25,00,000.00
Loan to Coordinator Centre for Advance Studies	4,00,000.00	4,00,000.00
Loan to Correspondance Course	9,49,54,200.00	9,49,54,200.00
Loan to Security Deposits	5,67,400.00	5,67,400.00
Misc Advances	92,158.00	92,158.00
Misc Advances (1)	55,491.00	55,491.00
Monirba	22,000.00	22,000.00
M/s Lallu Ji Rajeev & Sons	4,85,700.00	4,85,700.00
M/s Prayag Sales Corporation	27,042.00	27,042.00
M/s Shiva Paper Mill	5,34,165.00	5,34,165.00
Music	10,000.00	10,000.00
P.G. Additional Classes	3,50,000.00	3,50,000.00
P.G. Evening Classes	3,50,000.00	3,50,000.00
Physics	47,562.00	47,562.00
Pooled Advance From Other Courses	60,00,000.00	60,00,000.00

Proctor A.U.	3,64,525.00	3,64,525.00
Prof B P Singh	50,000.00	50,000.00
Prof S I Rizvi - Advance F.Y. 2023-24	31,000.00	-
Scholarship Account	1,15,950.00	1,15,950.00
Sec. Gangajal Pradhusan	6,22,156.00	6,22,156.00
Security Deposits 2007	57,230.00	57,230.00
Smt. Kanchan Lata	5,000.00	5,000.00
Smt Nidhi Srivastava	3,000.00	3,000.00
Smt Ranjana Agarwal	3,000.00	3,000.00
Smt Ranjana Tripathi	3,000.00	3,000.00
Smt Suchita Goindi	10,000.00	10,000.00
Sri Ajay Kumar Asthana 2007	5,000.00	5,000.00
Sri Alok Pant	4,000.00	4,000.00
Sri Anil Kumar	9,000.00	9,000.00
Sri Anil Kumar Dharmadhikari	41,000.00	41,000.00
Sri Anil Kumar Srivastava	500.00	500.00
Sri Anup Chandra Agarwal	84,540.00	84,540.00
Sri A.P. Gokhar (Library)	64,180.50	64,180.50
Sri A.P.Mishra	500.00	500.00
Sri A.P. Singh	500.00	500.00
Sri Ashok Kumar Gupta	4,000.00	4,000.00
Sri Ashok Mohan	2,000.00	2,000.00
Sri A.S. Tripathi	20,000.00	20,000.00
Sri Bhure Lal	2,000.00	2,000.00
Sri B.P.Singh	9,500.00	9,500.00
Sri Deena Nath	500.00	500.00
Sri Deepak Kumar	11,000.00	11,000.00
Sri Devendra Pandey	500.00	500.00
Sri Devi Prasad Gupta	32,000.00	32,000.00
Sri D.K.Lehri	600.00	600.00
Sri G.C.Sinha	1,93,000.00	1,93,000.00
Sri G.K.Pandey	25,000.00	25,000.00
Sri G.K.Rai (Co-Ordinator)	1,00,000.00	1,00,000.00
Sri Gulab Sinha	800.00	800.00

Sri Heera Lal Gupta	4,000.00	4,000.00
Sri H.R.Singh	3,500.00	3,500.00
Sri H.R.Singh (Teacher)	1,000.00	1,000.00
Sri. I.S.B. Das	19,200.00	19,200.00
Sri J.P.Singh	29,468.00	29,468.00
Sri Kamal Kashyap	-	1,500.00
Sri K.M.Tripathi	2,000.00	2,000.00
Sri K.P.Singh	9,000.00	9,000.00
Sri Lal Jee	500.00	500.00
Sri L.M.Singh	5,000.00	5,000.00
Sri M.A.Tiwari (Proctor A.U.)	64,837.00	64,837.00
Sri M.C.Chattopadhyay (Teacher)	1,000.00	1,000.00
Sri M.S.Bist (Teacher)	10,000.00	10,000.00
Sri Neeraj Kumar Gupta	3,000.00	3,000.00
Sri O.P.Gupta	500.00	500.00
Sri P.C.Srivastava	500.00	500.00
Sri Piyush Kumar Verma (Teacher)	10,700.00	10,700.00
Sri Piyush Verma	14,000.00	14,000.00
Sri P.K.Sahu	40,000.00	40,000.00
Sri Prabhat Kumar Mishra 2007	5,000.00	5,000.00
Sri Prabhat Ranjan	2,000.00	2,000.00
Sri Prakash Narain Srivastava	500.00	500.00
Sri Prakash Sinha	20,000.00	20,000.00
Sri Rama Kant Upadhyay (Teacher)	92,626.00	92,626.00
Sri Ramesh Chandra Srivastava	19,795.00	19,795.00
Sri Ram Kumar (Staff Officer - Old)	1,700.00	1,700.00
Sri Ravi Kant Tripathi	3,000.00	3,000.00
Sri R.K. Diwedi	500.00	500.00
Sri R.K. Vishwakarma	500.00	500.00
Sri R N Pandey	63,585.00	63,585.00
Sri R P Gupta	2,900.00	2,900.00
Sri R R Rastogi	10,000.00	10,000.00
Sri R R Tiwari	30,000.00	30,000.00
Sri Sahayak Kulsachiv Vikas A.U.	1,500.00	1,500.00

Sri Sandeep Malhotra	56,000.00	56,000.00
Sri S B K Pathak	24,709.00	24,709.00
Sri S B K Pathak (JE)	2,63,055.00	2,63,055.00
Sri Shyam Bihari Lal	5,000.00	5,000.00
Sri Shyam Narayan Singh	2,000.00	2,000.00
Sri Sidharth Ghosh	500.00	500.00
Sri S K Agarwal	15,000.00	15,000.00
Sri S K Diwedi	74,651.00	74,651.00
Sri S K Singh 2007	6,000.00	6,000.00
Sri S K Srivastava	4,400.00	4,400.00
Sri S P Pandey	10,500.00	10,500.00
Sri S P Singh	1,000.00	1,000.00
Sri S Sharma 2007	40,000.00	40,000.00
Sri Sunil Singh	50,000.00	50,000.00
Sri T P Gupta	1,000.00	1,000.00
Sri T P Gupta (Staff)	1,000.00	1,000.00
Sri Umesh Kumar Shukla	3,000.00	3,000.00
Sri U N Agarwal	1,15,000.00	1,15,000.00
Sri V J Vishwakarma	2,000.00	2,000.00
Sri V K Singh	2,000.00	2,000.00
Sri V K Singh (1)	9,300.00	9,300.00
Sri V K Singh (2)	60,000.00	60,000.00
Sri V P Singh	516.00	516.00
Student Union	6,65,000.00	6,65,000.00
Student Union 2007	2,20,000.00	2,20,000.00
SUPTD A N Jha Hostel	82,626.00	82,626.00
Suptt. T C Hostel	3,25,710.00	3,25,710.00
TDS BA LLB	5,04,520.00	5,04,520.00
TDS & Interest Demand	23,45,635.00	23,45,635.00
Teacher Incharge Photography	35,000.00	35,000.00
T.S.F.	3,000.00	3,000.00
T.W.F.	113.00	113.00
U.G. Additional Classes SBI 64374	5,00,000.00	5,00,000.00
UGAT Additional Classes Art	9,50,000.00	9,50,000.00

UGC Project A/c 9808 (PNB)	2,20,985.00	3,00,000.00
UGC Scholarship 2007	75,000.00	75,000.00
Union	2,919.00	2,919.00
Union Fund	8,80,587.00	8,80,587.00
Unreconciled Balance of Bank Books	4,40,324.41	4,40,324.41
U.P Higher Education Pariksha	94,650.00	94,650.00
UPP Kul Sachiv Exam	3,500.00	3,500.00
Visual Arts	25,750.00	25,750.00
W.H.H.H.	10,000.00	10,000.00
CAPITAL A/c - Against expenses etc to employees & Others		
Advance for Seminar Gandhian Studies	1,00,000.00	1,00,000.00
Advance to Chairman Rajiv Gandhi	1,04,000.00	1,04,000.00
Advance to Director (GTPSI)	4,00,000.00	4,00,000.00
Director Centre of Women's Studies	2,85,943.00	2,85,943.00
Health Centre A.U	3,600.00	3,600.00
HOD Botany(2)	17,52,291.00	17,52,291.00
HOD Earth & Planetry(1)	1,10,286.00	1,10,286.00
HOD Engineering Station	30,912.00	30,912.00
HOD Philosophy(2)	1,20,609.00	1,20,609.00
Loan to DST Projects	15,195.00	15,195.00
Loan To ICC	20,00,000.00	20,00,000.00
Smt Anamika Roy CWS Advance	-	5,000.00
Sri Alok Prasad Advance for Seminar	10,000.00	10,000.00
Sri Ashish Saxena HOD Sociology	30,000.00	30,000.00
Sri Sandeep Malhotra (Zoology)	40,000.00	40,000.00
TA/DA Advance for WSC	4,00,000.00	4,00,000.00
Advance A.K. Kandiya (Remuneration Exp.)	1,25,700.00	80,700.00
Advance Anshuman Mishra (Medical Expenses)	1,00,000.00	1,00,000.00
Advance Chhote Lal Yadav (Guest House Exp.)	2,31,916.00	2,31,916.00
Advance Deepak Ghosh (Offic Expenses)	-	10,000.00
Advance- Director NCEMP (Lab Grand)	50,963.00	50,963.00
Advance - Dr. Amit Singh (Cultural Activies)	15,000.00	1,65,000.00
Advance- Dr. Amrita(Misc. Expenses)	3,00,000.00	3,00,000.00
Advance- Dr. Anuradha Agrawal (Unassigned Grant)	70,000.00	70,000.00

Advance - Dr. Ashutosh Parthewar	3,00,000.00	3,00,000.00
Advance Dr. Farida Ahmad (Unassigned Grant Exp.)	66,000.00	66,000.00
Advance- Dr. Lalsa Yadav(Misc Expenses)	3,09,900.00	3,00,000.00
Advance Dr. Manoj Kumar (Theatre Film)	2,68,795.00	1,10,000.00
Advance D.S.W. Prof. S. Sundram	72,500.00	77,500.00
Advance for J.T. Principal (NCC Expenses)	2,00,000.00	2,00,000.00
Advance- Hari Om Kumar (Translator)	45,000.00	41,000.00
Advance- Miss.Anjali Dubey(Medical Health Exp.)	-	15,000.00
Advance M/s R.K. Creation (Misc. Expenses)	11,69,000.00	11,69,000.00
Advance Prof. IR Siddiqui HOD Chemistry (Exp. Lab G	1,72,700.00	1,50,000.00
Advance- Prof. Pranay Krishna (Cultural Exp.)	12,000.00	12,000.00
Advance- Prof. Ruma Purkait (Department of Anthro	-	3,68,078.00
Advance Rahul Vishwakarma (Misc. Advance)	8,000.00	8,000.00
Advance- Rajbahadur(Misc. Expenses)	1,00,000.00	1,00,000.00
Advance Shiv Mohan Prasad (Remuneration)	10,000.00	10,000.00
Advannce Dr. Vidhu Khare Das (Coordinator -Theatre)	64,350.00	64,350.00
Dr J K Singh - TA Advance	20,000.00	20,000.00
Dr Ritu Modi - TA Advance	20,000.00	20,000.00
	18,89,07,071.50	17,95,63,761.50
Less : Refund of Advances	-	63,57,146.75
TOTAL	18,89,07,071.50	17,32,06,614.75



FINANCE OFFICER

Finance Officer
Allahabad University

PROJECTS

**UNIVERSITY OF ALLAHABAD
PRAYAGRAJ
BALANCE SHEET ON 31st MARCH 2025
(Relevant to Research Projects)**

		(Amount in 'Rs.')	
CAPITAL FUND AND LIABILITIES	Schedule	Current year	Previous Year
CAPITAL FUND			
Balance B/d :		30,39,58,746.00	32,30,43,634.50
Add: Grant utilised for creation of assets		1,35,74,970.00	55,70,028.00
Add : Difference in fixed assets and capital fund of last year		5,30,235.00	
Less: Depreciation on assets		(2,41,01,527.00)	29,39,62,424.00
			(2,46,54,916.50)
			30,39,58,746.00
EARMARKED FUNDS	1	9,01,23,675.77	6,43,62,948.47
CURRENT LIABILITIES AND PROVISIONS	1A	3,06,47,350.40	
TOTAL		41,47,33,450.17	36,83,21,694.47
ASSETS			
FIXED ASSETS	2	29,39,62,424.00	30,44,88,981.00
CURRENT ASSETS	3	12,07,71,026.17	6,38,32,713.47
TOTAL		41,47,33,450.17	36,83,21,694.47


FINANCE OFFICER
Finance Officer
Allahabad University

**UNIVERSITY OF ALLAHABAD
PRAYAGRAJ
INCOME & EXPENDITURE ACCOUNT FOR THE YEAR ENDED 31st MARCH 2025
(Relevant to Research Projects)**

(Amount in 'Rs.')

INCOME	Schedule	Current Year	Previous Year
Grants Utilised towards Revenue Expenditure	4	2,84,45,258.30	1,23,53,442.96
Interest earned	4(a)	22,16,076.70	16,35,090.40
Prior period items	8	44,91,600.00	-
TOTAL (A)		3,51,52,935.00	1,39,88,533.36
EXPENDITURE			
Project Expenses	6	3,15,36,154.00	1,17,88,717.36
Overhead Charges	7	13,09,268.00	21,99,816.00
Prior period items	8	23,07,513.00	-
Depreciation	2	2,41,01,527.00	2,46,54,916.50
TOTAL (B)		5,92,54,462.00	3,86,43,449.86
Balance being excess of Income over Expenditure (A-B)		(2,41,01,527.00)	(2,46,54,916.50)
Transfer to Special Reserve (Specify each)		-	-
Transfer to / from General Reserve		-	-
BALANCE BEING SURPLUS/DEFECIT WORKED OUT FOR REPORTING PURPOSES		(2,41,01,527.00)	(2,46,54,916.50)
SIGNIFICANT ACCOUNTING POLICIES	23		
CONTINGENT LIABILITIES AND NOTES ON ACCOUNTS	24		


FINANCE OFFICER


Finance Officer
Allahabad University

UNIVERSITY OF ALLAHABAD
PRAYAGRAJ
RECEIPT & PAYMENT A/C FOR THE YEAR ENDED ON 31st MARCH 2025
(Relevant to Research Projects)

(Amount in 'Rs.')			
Particulars	Schedule	Current Year	Previous Year
Receipt			
Opening Balance of Cash & Bank Balances		6,38,32,713.47	6,49,27,006.43
Grants received during the year for projects	4	10,04,86,183.00	2,00,18,975.00
Interest Earned	4(a)	22,16,076.70	16,35,090.40
Prior period items	8	44,91,600.00	-
Total		17,10,26,573.17	8,65,81,071.83
Payment			
Payments for Fixed Assets	5	1,35,74,970.00	55,70,028.00
Payments for project expenses	6	3,15,36,154.00	1,17,88,717.36
Payments from Overhead Charges	7	13,09,268.00	21,99,816.00
Prior period items	8	23,07,513.00	-
Grant Returned	9	15,27,642.00	31,89,797.00
Closing Balance of Cash & Bank Balances	3	12,07,71,026.17	6,38,32,713.47
Total		17,10,26,573.17	8,65,81,071.83


FINANCE OFFICER

Finance Officer
Allahabad University

UNIVERSITY OF ALLAHABAD
PRAYAGRAJ

SCHEDULES FORMING PART OF BALANCE SHEET AS ON 31st MARCH 2025
RESEARCH PROJECTS

SCHEDULE 1 - EARMARKED FUNDS

(Amount in 'Rs.')

Particulars		Current Year	Previous Year
Opening balance of the funds	6,43,62,948.47		
Less : Grant returned	15,27,642.00		
Less : Considered as current liabilities	3,06,47,350.40	3,21,87,956.07	6,22,67,444.43
Add:			
Addition to the funds	10,04,86,183.00		
Prior Period items			
Interest Earned			
Adjustment in Depreciation			
Less:			
Utilised towards Capital expenditure	1,35,74,970.00		
Utilised towards Revenue expenditure	2,84,45,258.30		
Prior Period items			
Difference in earmarked funds and current assets of last year	5,30,235.00	5,79,35,719.70	20,95,504.04
Total		9,01,23,675.77	6,43,62,948.47


FINANCE OFFICER

Finance Officer
Allahabad University

UNIVERSITY OF ALLAHABAD
PRAYAGRAJ
UGC PROJECTS 2024-25

ANNEXURE 1A

Sno	PI	TITLE OF THE PROJECT	FUNDING AGENCY	BAL B/D	RECEIVED DURING THE YEAR	RETURNED DURING THE YEAR	INTEREST EARNED	PRIOR PERIOD		NON RECURRING			RECURRING		BAL C/D
								INC	EXP	EQP	FF	COMP	OTHERS	O/H	
1	Dr.R R Yadav	Synthesis Polymers	UGC	6,049.00	-	-	-	-	-	-	-	-	-	-	6,049.00
2	Dr.M.C.Chattopadhyay	Devlopment Application	UGC	45,405.00	-	-	-	-	-	-	-	-	-	-	45,405.00
2	Dr.P.K.Tandon	Anoval Metals	UGC	4,235.00	-	-	-	-	-	-	-	-	-	-	4,235.00
3	Dr.P.K.Tandon	Acid catalyzed oxidation	UGC	66,682.00	-	-	-	-	-	-	-	-	-	-	66,682.00
3	Prof.Bharat Singh	Mechanistic Oxibants	UGC	28,660.00	-	-	-	-	-	-	-	-	-	-	28,660.00
4	Prof.M.P.Dubey	Enviourment Movements	UGC	-6,407.00	-	-	-	-	-	-	-	-	-	-	-6,407.00
4	Prof.S.K.Malhotra	Parasite System	UGC	1,134.00	-	-	-	-	-	-	-	-	-	-	1,134.00
5	Dr.K.B.Pandey	Studies Complexes	UGC	3,237.00	-	-	-	-	-	-	-	-	-	-	3,237.00
5	Prof. I.C.Shukla	Synthesis and Bio.logical	UGC	209.00	-	-	-	-	-	-	-	-	-	-	209.00
6	Dr. Shanti Sundram	Screening & Isolation	UGC	-	-	-	-	-	-	-	-	-	-	-	-
6	Dr. A.K.Malviya	Tourist Satic fashion in In	UGC	35.00	-	-	-	-	-	-	-	-	-	-	35.00
7	Dr. Prakash Sinha	Study of changes	UGC	47,636.00	-	-	-	-	-	-	-	-	-	-	47,636.00
7	Dr. Kunj Behari	Synthesis	UGC	12,207.00	-	-	-	-	-	-	-	-	-	-	12,207.00
8	Dr. Vandana Singh	Polysaccharide	UGC	12,049.00	-	-	-	-	-	-	-	-	-	-	12,049.00
8	Dr. R.K.Tandon	Asian Writings	UGC	-24,629.00	-	-	-	-	-	-	-	-	-	-	-24,629.00
9	Dr. Syed Ibrahim Rizvi	Evaluation	UGC	3,584.00	-	-	-	-	-	-	-	-	-	-	3,584.00
9	Dr. R.K.Singh	Effective Business	UGC	23,834.00	-	-	-	-	-	-	-	-	-	-	23,834.00
10	Dr.M.K.Singh	Design of Devlopment	UGC	130.00	-	-	-	-	-	-	-	-	-	-	130.00
11	Dr.Prasant Dubey	Function Analyzed	UGC	411.00	-	-	-	-	-	-	-	-	-	-	411.00
12	Prof.Bharat Singh	Kinetic and	UGC	20,605.00	-	-	-	-	-	-	-	-	-	-	20,605.00
13	Dr. B.Mohanthi		UGC	39,277.00	-	-	-	-	-	-	-	-	-	-	39,277.00
14	Dr. Pratima	Mealoxide	UGC	30,514.00	-	-	-	-	-	-	-	-	-	-	30,514.00
15	Dr. Bharti Das	Terrirism Human	UGC	82,495.00	-	-	-	-	-	-	-	-	-	-	82,495.00
16	Dr. I R Siddiqui	Ionic liquidsin multcomp	UGC	6,78,452.00	-	-	-	-	-	-	-	-	-	-	6,78,452.00
17	Dr. A K Srivastav	Qualitative structure activ	UGC	26,360.00	-	-	-	-	-	-	-	-	-	-	26,360.00
18	Dr. S. K., Malhotra	anthelminic..... campbel	UGC	3,02,479.00	-	-	-	-	-	-	-	-	-	-	3,02,479.00
19	Dr. B N Mishra	Resource..... Allahabad	UGC	12,449.00	-	-	-	-	-	-	-	-	-	-	12,449.00
20	Dr. Sheo Mohan Prasad	Study Vegetable Crop	UGC	3,981.00	-	-	-	-	-	-	-	-	-	-	3,981.00
21	Prof. Dwijendra Kr. Gu	Molecular..... Alzhemi	UGC	4,56,562.00	-	-	-	-	-	-	-	-	-	-	4,56,562.00
22	H. N Mishra	Urbanization.....Uttar	UGC	25,700.00	-	-	-	-	-	-	-	-	-	-	25,700.00
23	Dr. Neelam Yadav	In vitro.....protein in pul	UGC	54,132.00	-	-	-	-	-	-	-	-	-	-	54,132.00
24	Dr. Sanjeev Bahaduria	Dynamic of ThreatsDi	UGC	1,14,610.00	-	-	-	-	-	-	-	-	-	-	1,14,610.00
25	P. K.Sahoo (education)	Tracer study NIOS i	UGC	78,445.00	-	-	-	-	-	-	-	-	-	-	78,445.00
26	Prof. Jagdamba Singh		UGC	100.00	-	-	-	-	-	-	-	-	-	-	100.00
27	Dr. Geeta Watal		UGC	2,84,352.00	-	-	-	-	-	-	-	-	-	-	2,84,352.00
28	Dr. Shahla Rahmani		UGC	1,10,390.00	-	-	-	-	-	-	-	-	-	-	1,10,390.00
29	Dr Shailendra Tiwari		UGC	1,03,315.00	-	-	-	-	-	-	-	-	-	-	1,03,315.00
30	Dr. Renu Jauhari		UGC	3,153.00	-	-	-	-	-	-	-	-	-	-	3,153.00
31	Surya Kant Maharana		UGC	248.00	-	-	-	-	-	-	-	-	-	-	248.00
32	Ashish Kumar Singh		UGC	219.00	-	-	-	-	-	-	-	-	-	-	219.00
33	Anoop Som		UGC	3,35,202.00	-	-	-	-	-	-	-	-	-	-	3,35,202.00
34	Awadh Bihari Yadav		UGC	24,631.00	-	-	-	-	-	-	-	-	-	-	24,631.00
35	Vinod Verma		UGC	75,401.00	-	-	-	-	-	-	-	-	-	-	75,401.00
36	Munish Kumar		UGC	13,392.00	-	-	-	-	-	-	-	-	-	-	13,392.00
37	Ramiz Rahman		UGC	4,21,682.00	-	-	-	-	-	-	-	-	-	-	4,21,682.00
38	Ujla Minhaz		UGC	1,01,716.00	-	-	-	-	-	-	-	-	-	-	1,01,716.00
39	K. N Uttam		UGC	2,46,600.00	-	-	-	-	-	-	-	-	-	-	2,46,600.00
40	Brijendra Singh	(M.Sci To Determine Mixed Vale	U.G.C	2,05,770.00	-	-	-	-	-	-	-	-	-	-	2,05,770.00
41	K Suresh Kumar		UGC	71,507.00	-	-	-	-	-	-	-	-	-	-	71,507.00

42	Pawan Kumar Jha			4,909.00	-	-	-	-	-	-	-	-	-	-	-	-	-	-	-	4,909.00
43	Subhadeep Halder		KBCAOS	2,72,008.00	-	-	-	-	-	-	-	-	-	-	-	-	-	-	-	2,72,008.00
44	Ebenezer Samuel (ECC)		UGC	2,94,709.00	-	-	-	-	-	-	-	-	-	-	-	-	-	-	-	2,94,709.00
45	Jyoti Verma (CMP)	Zoology	UGC	22,681.00	-	-	-	-	-	-	-	-	-	-	-	-	-	-	-	22,681.00
46	Kranthi Kr. Tungala (ECC)		UGC	84,320.00	-	-	-	-	-	-	-	-	-	-	-	-	-	-	-	84,320.00
47	Ravindra P Singh	EPS	UGC	81,760.00	-	-	-	-	-	-	-	-	-	-	-	-	-	-	-	81,760.00
48	Vinay Kumar Singh	UGC-BSR	UGC	66,397.00	-	-	-	-	-	-	-	-	-	-	-	-	-	-	-	66,397.00
49	Vishal Srivastava	UGC-BSR	UGC	4,464.00	-	-	-	-	-	-	-	-	-	-	-	-	-	-	-	4,464.00
50	Pravin Kumar Singh	UGC-BSR	UGC	3,228.00	-	-	-	-	-	-	-	-	-	-	-	-	-	-	-	3,228.00
51	Rohit Kumar	UGC-BSR	UGC	1,983.00	-	-	-	-	-	-	-	-	-	-	-	-	-	-	-	1,983.00
52	Charu Tripathi	UGC-BSR	UGC	34,235.00	-	-	-	-	-	-	-	-	-	-	-	-	-	-	-	34,235.00
53	Akram Ali	UGC-BSR	UGC	6,089.00	-	-	-	-	-	-	-	-	-	-	-	-	-	-	-	6,089.00
54	Arijita Srivastava	UGC-BSR	UGC	1,50,982.00	-	-	-	-	-	-	-	-	-	-	-	-	-	-	-	1,50,982.00
55	Anuradha Singh	UGC-BSR	UGC	34,313.00	-	-	-	-	-	-	-	-	-	-	-	-	-	-	-	34,313.00
56	Ranjeet Kumar	UGC-BSR	UGC	39,390.00	-	-	-	-	-	-	-	-	-	-	-	-	-	-	-	39,390.00
57	Hari Pratap Bhaskar	UGC-BSR	UGC	4,11,847.00	-	-	-	-	-	-	-	-	-	-	-	-	-	-	-	4,11,847.00
58	Ashish Kumar Mishra	UGC-BSR	UGC	2,863.00	-	-	-	-	-	-	-	-	-	-	-	-	-	-	-	2,863.00
59	Prashant Kumar Kandh	UGC-BSR	UGC	16,080.00	-	-	-	-	-	-	-	-	-	-	-	-	-	-	-	16,080.00
60	DR. Suneet Dwivedi	Mesoscale ocean circulation modeling & data assimilation in the bay of Bengal region using 4D-VAR	SAC Ahmedabad	-62,370.00	-	-	-	-	-	-	-	-	-	-	-	-	-	-	-	-62,370.00
61	Prof A.C.Pandey	Satelite Mission	SAC Ahmedabad	-57,020.00	-	-	-	-	-	-	-	-	-	-	-	-	-	-	-	-57,020.00
62	DR. Suneet Dwivedi	Investigation of Indian Tele Connctions with the polar Environmets processes	SAC Ahmedabad	4,566.00	-	-	-	-	-	-	-	-	-	-	-	-	-	-	-	4,566.00
63	Interest			36,526.00	-	-	-	-	-	-	-	-	-	-	-	-	-	-	-	36,526.00
64	Prof. A.C Pandey	Realistic stimulation of Antarctic circum. Polar Current and other circulation features of Southern Indian Ocean	NCAOR GOA	-4,25,044.00	-	-	-	-	-	-	-	-	-	-	-	-	-	-	-	-4,25,044.00
65	Prof A.K Rai	Development of optical probe for detection & quantification of cr species in water	BRNS (DAE) Mumbai	-1,49,415.00	-	-	-	-	-	-	-	-	-	-	-	-	-	-	-	-1,49,415.00
66	Prof A.K Rai	On Line Analysis of impurities Coted on optical windows and first wall of aditya tokamak using LIBS	BRNS (DAE)	-1,63,260.00	-	-	-	-	-	-	-	-	-	-	-	-	-	-	-	-1,63,260.00
67	Interest			43,759.00	-	-	-	-	-	-	-	-	-	-	-	-	-	-	-	43,759.00
68	Dr. Ramesh Kumar Mishra	Exploring..... movements	D.S.T	1,98,950.00	-	-	-	-	-	-	-	-	-	-	-	-	-	-	-	1,98,950.00
69	Dr. Ramesh Kumar Mishra	Language.. Multilingualism	D.S.T	46,027.00	-	-	-	-	-	-	-	-	-	-	-	-	-	-	-	46,027.00
70	Dr. Narayanam Srinivasam	Language & Brain Multilingu	D.S.T	-4,412.00	-	-	-	-	-	-	-	-	-	-	-	-	-	-	-	-4,412.00
71	Dr. Narayanam Srinivasam	Effect of mettitation on scope	CBCS	25,002.00	-	-	-	-	-	-	-	-	-	-	-	-	-	-	-	25,002.00
72	Dr. V.S.Chandra Shekher Pa	Int. of making	D.S.T	1,48,282.00	-	-	-	-	-	-	-	-	-	-	-	-	-	-	-	1,48,282.00
73	Dr. V.S.Chandra Shekher Pa	Enviourmental	D.S.T	1,10,331.00	-	-	-	-	-	-	-	-	-	-	-	-	-	-	-	1,10,331.00
74	Dr. Bhoomik Kar	Language.. Multilingualism	D.S.T	1,55,877.00	-	-	-	-	-	-	-	-	-	-	-	-	-	-	-	1,55,877.00
75	Dr.Anupam Dixit	Water	D.S.T	4,23,270.00	-	-	-	-	-	-	-	-	-	-	-	-	-	-	-	4,23,270.00
76	Dr.Anupam Dixit	Identification in Humuns	D.S.T	68,760.00	-	-	-	-	-	-	-	-	-	-	-	-	-	-	-	68,760.00
77	Dr. Richa Tandon	Evaluation & Pigment	D.B.T	94,195.00	-	-	-	-	-	-	-	-	-	-	-	-	-	-	-	94,195.00
78	Dr.P.R.Singh	Assesment of Ganga river syst	D.S.T	8,471.00	-	-	-	-	-	-	-	-	-	-	-	-	-	-	-	8,471.00
79	Dr. Nishma Jaiswal	Capacity Building Substenanc	D.S.T	2,71,536.00	-	-	-	-	-	-	-	-	-	-	-	-	-	-	-	2,71,536.00
80	Dr.S.K.Malhotra	Biochemical Duck fish culture	D.S.T	1,04,000.00	-	-	-	-	-	-	-	-	-	-	-	-	-	-	-	1,04,000.00
81	Dr. Sukrat Sinha	Bio Technology	D.S.T	-1,19,432.00	-	-	-	-	-	-	-	-	-	-	-	-	-	-	-	-1,19,432.00
82	Dr. J.K.Pati	Geology. P&C Data	PLANEX	74,571.00	-	-	-	-	-	-	-	-	-	-	-	-	-	-	-	74,571.00
83	Dr. Abhishek Rai	Near Real 6ps Geodisy	D.S.T	1,19,197.00	-	-	-	-	-	-	-	-	-	-	-	-	-	-	-	1,19,197.00
84	Dr.J.K.Pati	G.R.B.M.	IIT (MOEE)	1,93,982.00	-	-	-	-	-	-	-	-	-	-	-	-	-	-	-	1,93,982.00


UNIVERSITY OF ALLAHABAD
PRAYAGRAJ

SCHEDULES FORMING PART OF BALANCE SHEET AS ON 31st MARCH 2025
(Relevant to Research Projects)

SCHEDULE 2

(Amount in 'Rs.')

S.No.	Particulars	Rate of Depreciation	GROSS BLOCK			DEPRECIATION			NET BLOCK	
			Cost/valuation At the beginning of the year	Additions During the year	Cost/valuation At the end of the year	Depreciation at the beginning	Depreciation for the year	Depreciation at the year end	At the Current year end	At the previous year-end
	FIXED ASSETS									
1	Plant, Machinery & Equipments	5.0%	43,90,03,868.50	1,35,74,970.00	45,25,78,838.50	16,47,74,669.50	2,26,28,942.00	18,74,03,611.50	26,51,75,227.00	27,42,29,199.00
2	Computer Pheripherals	20.0%	79,46,701.00	-	79,46,701.00	79,46,700.00	-	79,46,700.00	1.00	1.00
3	Office Equipment	7.5%	12,84,485.00	-	12,84,485.00	11,85,814.00	96,336.00	12,82,150.00	2,335.00	98,671.00
4	Furniture & Fixture	7.5%	1,71,64,381.00	-	1,71,64,381.00	85,92,746.00	12,87,329.00	98,80,075.00	72,84,306.00	85,71,635.00
5	Books	10.0%	58,30,391.00	-	58,30,391.00	62,74,420.00	-4,44,030.00 (Refer note 01 below)	58,30,390.00	1.00	-4,44,029.00
6	Other P & M	5.0%	6,82,311.00	-	6,82,311.00	6,37,431.00	34,116.00	6,71,547.00	10,764.00	44,880.00
7	Building	2.0%	2,49,41,722.00	-	2,49,41,722.00	29,53,098.00	4,98,834.00	34,51,932.00	2,14,89,790.00	2,19,88,624.00
	Total of current year		49,68,53,859.50	1,35,74,970.00	51,04,28,829.50	19,23,64,878.50	2,41,01,527.00	21,64,66,405.50	29,39,62,424.00	30,44,88,981.00


FINANCE OFFICER

Finance Officer
Allahabad University


Note : 01

In case of books at S.No.: 05 above, during F.Y. 2023-24, depreciation was inadvertently computed at Rs. 5,83,039=00 which resulted into a negative WDV of Rs. (4,44,029=00) as on 31st March, 2024. Correct depreciation which should have been charged for the F.Y. 2023-24 was Rs. 1,39,009=00. Hence, this excess depreciation charged to the extent of Rs. 4,44,030=00 (Rs. 5,83,039=00 - Rs. 1,39,009=00) during F.Y. 2023-24 has been duly reversed during F.Y. 2024-25 by reducing depreciation for the F.Y. 2024-25 by Rs. 4,44,030=00 accordingly.

UNIVERSITY OF ALLAHABAD
PRAYAGRAJ

SCHEDULES FORMING PART OF BALANCE SHEET AS ON 31st MARCH 2025
(Relevant to Research Projects)

SCHEDULE 3 - CURRENT ASSETS

(Amount in 'Rs.')

Particulars	Annexures	Current Year	Previous Year
A-Loans & Advances :			-
Total (A)			
B-Cash & Bank Balances			
Project Category			
1) UGC Projects	A	67,04,363.00	64,27,358.00
2) CBCS	B	75,84,646.14	79,74,460.14
3) SAC.	C	-78,298.00	-78,298.00
4) NCAOR	D	-4,25,044.00	-4,25,044.00
5) BRNS	E	-2,68,916.00	-2,68,916.00
6) SANSKRIT	F	-	-
7) Economics	G	33,34,327.63	29,80,361.93
8) D.S.T	H	8,56,66,622.38	3,10,87,150.38
9) CSIR /CST	I	36,98,311.00	15,23,684.00
10) UGC/SAP	J	4,18,099.00	10,91,334.00
11) Nano phosphor	K	44,16,843.02	44,16,843.02
12) BRFST	L	-2,03,806.00	-2,03,806.00
13) KBACOS	M	8,38,410.00	12,22,955.00
14) ICSSR	N	90,85,468.00	80,84,631.00
TOTAL (B)		12,07,71,026.17	6,38,32,713.47



FINANCE OFFICER
 Finance Officer
 Allahabad University

UNIVERSITY OF ALLAHABAD
PRAYAGRAJ
SCHEDULES FORMING PART OF BALANCE SHEET AS ON 31st MARCH 2025

SCHEDULE-3(a) SPONSORED PROJECT

(Amount-'Rs.')

1. Sr. No.	2. Name of the Project	Opening Balance		5. Receipts/Recoveries during the year		6. Total	7. Expenditure during the year		Closing Balance	
		3. Credit	4. Debit	Receipts	Interest		Payments	Grant Returned	8. Credit	9. Debit
1)	UGC Projects	-	64,27,358.00	2,90,000.00	1,68,909.00	68,86,267.00	1,81,904.00	-	-	67,04,363.00
2)	CBCS	-	79,74,460.14	79,610.00	1,92,046.00	82,46,116.14	6,61,470.00	-	-	75,84,646.14
3)	SAC.	-78,298.00	-	-	-	-78,298.00	-	-	-78,298.00	-
4)	NCAOR	-4,25,044.00	-	-	-	-4,25,044.00	-	-	-4,25,044.00	-
5)	BRNS	-2,68,916.00	-	-	-	-2,68,916.00	-	-	-2,68,916.00	-
6)	SANSKRIT	-	-	-	-	-	-	-	-	-
7)	ECONOMICS	-	29,80,361.93	-	4,49,965.70	34,30,327.63	96,000.00	-	-	33,34,327.63
8)	D.S.T	-	3,10,87,150.38	8,77,40,056.00	11,26,078.00	11,99,53,284.38	3,34,48,306.00	8,38,356.00	-	8,56,66,622.38
9)	CSIR /CST	-	15,23,684.00	27,95,405.00	-	43,19,089.00	6,20,778.00	-	-	36,98,311.00
10)	UGC/SAP	-	10,91,334.00	-	16,051.00	11,07,385.00	-	6,89,286.00	-	4,18,099.00
11)	Nano phosphor	-	44,16,843.02	-	-	44,16,843.02	-	-	-	44,16,843.02
12)	BRFST	-2,03,806.00	-	-	-	-2,03,806.00	-	-	-2,03,806.00	-
13)	KBACOS	-	12,22,955.00	4,00,000.00	35,730.00	16,58,685.00	8,20,275.00	-	-	8,38,410.00
14)	ICSSR	-	80,84,631.00	1,36,72,712.00	2,27,297.00	2,19,84,640.00	1,28,99,172.00	-	-	90,85,468.00
	Total	-9,76,064.00	6,48,08,777.47	10,49,77,783.00	22,16,076.70	17,10,26,573.17	4,87,27,905.00	15,27,642.00	-9,76,064.00	12,17,47,090.17


FINANCE OFFICER

Finance Officer
Allahabad University


UNIVERSITY OF ALLAHABAD
PRAYAGRAJ

SCHEDULES FORMING PART OF BALANCE SHEET AS ON 31st MARCH 2025
(Relevant to Research Projects)

SCHEDULE 4- Grants for the Projects

(Amount in 'Rs.')

Particulars	Annexures	Current Year	Previous Year
Project Category			
1) UGC Projects	A	2,90,000.00	1,59,780.00
2) CBCS	B	79,610.00	26,280.00
3) SAC.	C	-	-
4) NCAOR	D	-	-
5) BRNS	E	-	-
6) SANSKRIT	F	-	-
7) Economics	G	-	-
8) D.S.T	H	8,32,58,456.00	74,11,216.00
9) CSIR /CST	I	27,95,405.00	38,356.00
10) UGC/SAP	J	-	-
11) Nano phosphor	K	-	-
12) BRFST	L	-	-
13) KBACOS	M	4,00,000.00	4,50,000.00
14) ICSSR	N	1,36,62,712.00	1,19,33,343.00
	TOTAL	10,04,86,183.00	2,00,18,975.00
Less: Utilised towards Capital expenditure		1,35,74,970.00	55,70,028.00
Less: Utilised towards Revenue expenditure		2,84,45,258.30	1,23,53,442.96
Unutilised grants		5,84,65,954.70	20,95,504.04


FINANCE OFFICER
 Finance Officer
 Allahabad University

UNIVERSITY OF ALLAHABAD
PRAYAGRAJ


SCHEDULES FORMING PART OF BALANCE SHEET AS ON 31st MARCH 2025
(Relevant to Research Projects)

SCHEDULE 4 (a) - Interest for the Projects

(Amount in 'Rs.')

Particulars	Annexures	Current Year	Previous Year
Project Category			
1) UGC Projects	A	1,68,909.00	1,78,684.00
2) CBCS	B	1,92,046.00	2,44,839.00
3) SAC.	C		-
4) NCAOR	D		-
5) BRNS	E		-
6) SANSKRIT	F		-
7) Economics	G	4,49,965.70	4,12,872.40
8) D.S.T	H	11,26,078.00	5,83,001.00
9) CSIR /CST	I		-
10) UGC/SAP	J	16,051.00	29,641.00
11) Nano phosphor	K		-
12) BRFST	L		-
13) KBACOS	M	35,730.00	43,130.00
14) ICSSR	N	2,27,297.00	1,42,923.00
	TOTAL	22,16,076.70	16,35,090.40


FINANCE OFFICER

Finance Officer
Allahabad University



UNIVERSITY OF ALLAHABAD
SCHEDULES FORMING PART OF BALANCE SHEET AS ON 31st MARCH 2025
(Relevant to Research Projects)

SCHEDULE 5 -Non Recurring Expenses on Different Projects

(Amount in 'Rs.')

Particulars	ANNEXURE	Equipments	Furniture & Fixtures	Computer & Pheripherals	Books	Building	Current Year	Previous Year
Project Category								
1) UGC Projects	A	-	-	-	-	-	-	-
2) CBCS	B	-	-	-	-	-	-	-
3) SAC.	C	-	-	-	-	-	-	-
4) NCAOR	D	-	-	-	-	-	-	-
5) BRNS	E	-	-	-	-	-	-	-
6) SANSKRIT	F	-	-	-	-	-	-	-
7) Economics	G	-	-	-	-	-	-	-
8) D.S.T	H	1,34,36,282.00	-	-	-	-	1,34,36,282.00	54,25,028.00
9) CSIR /CST	I	-	-	-	-	-	-	-
10) UGC/SAP	J	-	-	-	-	-	-	-
11) Nano phosphor	K	-	-	-	-	-	-	-
12) BRFSST	L	-	-	-	-	-	-	-
13) KBACOS	M	-	-	-	-	-	-	1,45,000.00
14) ICSSR	N	1,38,688.00	-	-	-	-	1,38,688.00	-
TOTAL		1,35,74,970.00	-	-	-	-	1,35,74,970.00	55,70,028.00


FINANCE OFFICER

Finance Officer
Allahabad University


UNIVERSITY OF ALLAHABAD
PRAYAGRAJ

SCHEDULES FORMING PART OF BALANCE SHEET AS ON 31st MARCH 2025
(Relevant to Research Projects)

SCHEDULE 6 - Recurring Expenses on Different Projects

(Amount in 'Rs.')

Particulars	Annexures	Current Year	Previous Year
Project Category			
1) UGC Projects	A	1,81,904.00	6,75,705.00
2) CBCS	B	6,61,470.00	18,38,355.36
3) SAC.	C		-
4) NCAOR	D		-
5) BRNS	E		-
6) SANSKRIT	F		-
7) Economics	G		-
8) D.S.T	H	1,83,80,283.00	45,03,426.00
9) CSIR /CST	I	6,20,778.00	3,00,451.00
10) UGC/SAP	J		3,842.00
11) Nano phosphor	K		-
12) BRFST	L		-
13) KBACOS	M	8,20,275.00	4,75,303.00
14) ICSSR	N	1,08,71,444.00	39,91,635.00
	TOTAL	3,15,36,154.00	1,17,88,717.36


FINANCE OFFICER

Finance Officer
Allahabad University



UNIVERSITY OF ALLAHABAD
PRAYAGRAJ

SCHEDULES FORMING PART OF BALANCE SHEET AS ON 31st MARCH 2025
(Relevant to Research Projects)

SCHEDULE 7 - Overheads on Different Projects

(Amount in 'Rs.')

Particulars	Annexures	Current Year	Previous Year
Project Category			
1) UGC Projects	A	-	-
2) CBCS	B	-	8,65,980.00
3) SAC.	C	-	-
4) NCAOR	D	-	-
5) BRNS	E	-	-
6) SANSKRIT	F	-	-
7) Economics	G	-	-
8) D.S.T	H	12,94,268.00	13,09,284.00
9) CSIR /CST	I	-	-
10) UGC/SAP	J	-	-
11) Nano phosphor	K	-	-
12) BRFST	L	-	-
13) KBACOS	M	-	24,552.00
14) ICSSR	N	15,000.00	-
	TOTAL	13,09,268.00	21,99,816.00


FINANCE OFFICER

Finance Officer
Allahabad University


UNIVERSITY OF ALLAHABAD
PRAYAGRAJ

SCHEDULES FORMING PART OF BALANCE SHEET AS ON 31st MARCH 2025
(Relevant to Research Projects)

SCHEDULE 8 - Prior Period Items

(Amount in 'Rs.')

Particulars	Annexures	Current Year		Previous Year	
		Receipts	Payments	Receipts	Payments
1) UGC Projects	A	-	-	-	-
2) CBCS	B	-	-	-	-
3) SAC.	C	-	-	-	-
4) NCAOR	D	-	-	-	-
5) BRNS	E	-	-	-	-
6) SANSKRIT	F	-	-	-	-
7) Economics	G	-	96,000.00	-	-
8) D.S.T	H	44,81,600.00	3,37,473.00	-	-
9) CSIR /CST	I	-	-	-	-
10) UGC/SAP	J	-	-	-	-
11) Nano phosphor	K	-	-	-	-
12) BRFSST	L	-	-	-	-
13) KBACOS	M	-	-	-	-
14) ICSSR	N	10,000.00	18,74,040.00	-	-
	TOTAL	44,91,600.00	23,07,513.00	-	-


FINANCE OFFICER
Finance Officer
Allahabad University

UNIVERSITY OF ALLAHABAD
PRAYAGRAJ

SCHEDULES FORMING PART OF BALANCE SHEET AS ON 31st MARCH 2025
(Relevant to Research Projects)

SCHEDULE 9 - Grants returned for the Projects

(Amount in 'Rs.')

Particulars	Annexures	Current Year	Previous Year
Project Category			
1) UGC Projects	A	-	2,70,326.00
2) CBCS	B	-	-
3) SAC.	C	-	-
4) NCAOR	D	-	-
5) BRNS	E	-	-
6) SANSKRIT	F	-	-
7) Economics	G	-	-
8) D.S.T	H	8,38,356.00	29,19,471.00
9) CSIR /CST	I	-	-
10) UGC/SAP	J	6,89,286.00	-
11) Nano phosphor	K	-	-
12) BRFST	L	-	-
13) KBACOS	M	-	-
14) ICSSR	N	-	-
	TOTAL	15,27,642.00	31,89,797.00


FINANCE OFFICER
 Finance Officer
 Allahabad University


UNIVERSITY OF ALLAHABAD
PRAYAGRAJ
UGC PROJECTS 2024-25

ANNEXURE A

Sno	PI	TITLE OF THE PROJECT	FUNDING AGENCY	BAL B/D	RECEIVED DURING THE YEAR	RETURNED DURING THE YEAR	INTEREST EARNED	PRIOR PERIOD		NON RECURRING			RECURRING		BAL C/D
								INC	EXP	EQP	FF	COMP	OTHERS	O/H	
1	Dr.R.R.Yadav	Synthesis Polymers	UGC	6,049.00	-	-	-	-	-	-	-	-	-	-	6,049.00
2	Dr.M.C.Chattopadhyay	Development Application	UGC	45,405.00	-	-	-	-	-	-	-	-	-	-	45,405.00
3	Dr.P.K.Tandon	Anoval Metals	UGC	4,235.00	-	-	-	-	-	-	-	-	-	-	4,235.00
4	Dr.P.K.Tandon	Acid catalyzed oxidation	UGC	66,682.00	-	-	-	-	-	-	-	-	-	-	66,682.00
5	Prof.Bharat Singh	Mechanistic Oxibants	UGC	28,660.00	-	-	-	-	-	-	-	-	-	-	28,660.00
6	Prof.M.P.Dubey	Enviourment Movements	UGC	-6,407.00	-	-	-	-	-	-	-	-	-	-	-6,407.00
7	Prof.S.K.Malhotra	Parasite System	UGC	1,134.00	-	-	-	-	-	-	-	-	-	-	1,134.00
8	Dr.K.B.Pandey	Studies Complexes	UGC	3,237.00	-	-	-	-	-	-	-	-	-	-	3,237.00
9	Prof. I.C.Shukla	Synthesis and Bio.logical	UGC	209.00	-	-	-	-	-	-	-	-	-	-	209.00
10	Dr. Shanti Sundram	Screening & Isolation	UGC	-	-	-	-	-	-	-	-	-	-	-	-
11	Dr. A.K.Malviya	Tourist Satic fashion in In	UGC	35.00	-	-	-	-	-	-	-	-	-	-	35.00
12	Dr. Prakash Sinha	Study of changes	UGC	47,636.00	-	-	-	-	-	-	-	-	-	-	47,636.00
13	Dr. Kunj Behari	Synthesis	UGC	12,207.00	-	-	-	-	-	-	-	-	-	-	12,207.00
14	Dr. Vandana Singh	Polysaccharide	UGC	12,049.00	-	-	-	-	-	-	-	-	-	-	12,049.00
15	Dr. R.K.Tandon	Asian Writings	UGC	-24,629.00	-	-	-	-	-	-	-	-	-	-	-24,629.00
16	Dr. Syed Ibrahim Rizvi	Evaluation	UGC	3,584.00	-	-	-	-	-	-	-	-	-	-	3,584.00
17	Dr. R.K.Singh	Effective Business	UGC	23,834.00	-	-	-	-	-	-	-	-	-	-	23,834.00
18	Dr.M.K.Singh	Design of Development	UGC	130.00	-	-	-	-	-	-	-	-	-	-	130.00
19	Dr.Prasant Dubey	Function Analyzed	UGC	411.00	-	-	-	-	-	-	-	-	-	-	411.00
20	Prof.Bharat Singh	Kinetic and	UGC	20,605.00	-	-	-	-	-	-	-	-	-	-	20,605.00
21	Dr. B.Mohanathi		UGC	39,277.00	-	-	-	-	-	-	-	-	-	-	39,277.00
22	Dr. Pratima	Mealoxide	UGC	30,514.00	-	-	-	-	-	-	-	-	-	-	30,514.00
23	Dr. Bharti Das	Terrirism Human	UGC	82,495.00	-	-	-	-	-	-	-	-	-	-	82,495.00
24	Dr. I R Siddiqui	Ionic liquidsin multcomp	UGC	6,78,452.00	-	-	-	-	-	-	-	-	-	-	6,78,452.00
25	Dr. A K Srivastav	Qualitative structure activ	UGC	26,360.00	-	-	-	-	-	-	-	-	-	-	26,360.00
26	Dr. S. K., Malhotra	anthelminic.....campbel	UGC	3,02,479.00	-	-	-	-	-	-	-	-	-	-	3,02,479.00
27	Dr. B N Mishra	Resource..... Allahabad	UGC	12,449.00	-	-	-	-	-	-	-	-	-	-	12,449.00
28	Dr. Sheo Mohan Prasad	Study Vegetable Crop	UGC	3,981.00	-	-	-	-	-	-	-	-	-	-	3,981.00
29	Prof. Dwijendra Kr. Gu	Molecular.....Alzhemi	UGC	4,56,562.00	-	-	-	-	-	-	-	-	-	-	4,56,562.00
30	H. N Mishra	Urbanization.....Uttar	UGC	25,700.00	-	-	-	-	-	-	-	-	-	-	25,700.00
31	Dr. Neelam Yadav	In vitro.....protein in pul	UGC	54,132.00	-	-	-	-	-	-	-	-	-	-	54,132.00
32	Dr. Sanjeev Bahaduria	Dynamic of ThreatsDi	UGC	1,14,610.00	-	-	-	-	-	-	-	-	-	-	1,14,610.00
33	P. K.Sahoo (education)	Tracer study NIOS i	UGC	78,445.00	-	-	-	-	-	-	-	-	-	-	78,445.00
34	Prof. Jagdamba Singh		UGC	100.00	-	-	-	-	-	-	-	-	-	-	100.00
35	Dr. Geeta Watal		UGC	2,84,352.00	-	-	-	-	-	-	-	-	-	-	2,84,352.00
36	Dr. Shahla Rahmani		UGC	1,10,390.00	-	-	-	-	-	-	-	-	-	-	1,10,390.00
37	Dr Shailendra Tiwari		UGC	1,03,315.00	-	-	-	-	-	-	-	-	-	-	1,03,315.00
38	Dr. Renu Jauhari		UGC	3,153.00	-	-	-	-	-	-	-	-	-	-	3,153.00
39	Surya Kant Maharana		UGC	248.00	-	-	-	-	-	-	-	-	-	-	248.00
40	Ashish Kumar Singh		UGC	219.00	-	-	-	-	-	-	-	-	-	-	219.00
41	Anoop Som		UGC	3,35,202.00	-	-	-	-	-	-	-	-	-	-	3,35,202.00
42	Awadh Bihari Yadav		UGC	24,631.00	-	-	-	-	-	-	-	-	-	-	24,631.00
43	Vinod Verma		UGC	75,401.00	-	-	-	-	-	-	-	-	-	-	75,401.00
44	Munish Kumar		UGC	13,392.00	-	-	-	-	-	-	-	-	-	-	13,392.00
45	Ramiz Rahman		UGC	4,21,682.00	-	-	-	-	-	-	-	-	-	-	4,21,682.00
46	Ujla Minhaz		UGC	1,01,716.00	-	-	-	-	-	-	-	-	-	-	1,01,716.00
47	K. N Uttam		UGC	2,46,600.00	-	-	-	-	-	-	-	-	-	-	2,46,600.00
48	Brijendra Singh	(M.Sci To Determine Mixed Vale	U.G.C	2,05,770.00	-	-	-	-	-	-	-	-	-	-	2,05,770.00
49	K Suresh Kumar		UGC	71,507.00	-	-	-	-	-	-	-	-	-	-	71,507.00

50	Pawan Kumar Jha			4,909.00	-	-	-	-	-	-	-	-	-	-	4,909.00
51	Subhadeep Halder		KBCAOS	2,72,008.00	-	-	-	-	-	-	-	-	-	-	2,72,008.00
52	Ebenezer Samuel (ECC)		UGC	2,94,709.00	-	-	-	-	-	-	-	-	-	-	2,94,709.00
53	Jyoti Verma (CMP)	Zoology	UGC	22,681.00	-	-	-	-	-	-	-	-	-	-	22,681.00
54	Kranthi Kr. Tungala (ECC)		UGC	84,320.00	-	-	-	-	-	-	-	-	-	-	84,320.00
55	Ravindra P Singh	EPS	UGC	81,760.00	-	-	-	-	-	-	-	-	-	-	81,760.00
56	Vinay Kumar Singh	UGC-BSR	UGC	66,397.00	-	-	-	-	-	-	-	-	-	-	66,397.00
57	Vishal Srivastava	UGC-BSR	UGC	4,464.00	-	-	-	-	-	-	-	-	-	-	4,464.00
58	Pravin Kumar Singh	UGC-BSR	UGC	3,228.00	-	-	-	-	-	-	-	-	-	-	3,228.00
59	Rohit Kumar	UGC-BSR	UGC	1,983.00	-	-	-	-	-	-	-	-	-	-	1,983.00
60	Ajeet Kumar Singh	UGC-BSR	UGC	16,256.00	-	-	-	-	-	-	-	13,906.00	-	-	2,350.00
61	Charu Tripathi	UGC-BSR	UGC	34,235.00	-	-	-	-	-	-	-	-	-	-	34,235.00
62	Akram Ali	UGC-BSR	UGC	6,089.00	-	-	-	-	-	-	-	-	-	-	6,089.00
63	Arijita Srivastava	UGC-BSR	UGC	1,50,982.00	-	-	-	-	-	-	-	-	-	-	1,50,982.00
64	Anuradha Singh	UGC-BSR	UGC	34,313.00	-	-	-	-	-	-	-	-	-	-	34,313.00
65	Atul Singh Bhardwaj	UGC-BSR	UGC	1,70,155.00	-	-	-	-	-	-	-	51,400.00	-	-	1,18,755.00
66	Pratap Srivastava	UGC-BSR	UGC	1,16,045.00	-	-	-	-	-	-	-	1,04,598.00	-	-	11,447.00
67	Ranjeet Kumar	UGC-BSR	UGC	39,390.00	-	-	-	-	-	-	-	-	-	-	39,390.00
68	Hari Pratap Bhaskar	UGC-BSR	UGC	4,11,847.00	-	-	-	-	-	-	-	-	-	-	4,11,847.00
69	Manoj Kumar Jaiswal	UGC-BSR	UGC	2,65,760.00	-	-	-	-	-	-	-	12,000.00	-	-	2,53,760.00
70	Ashish Kumar Mishra	UGC-BSR	UGC	2,863.00	-	-	-	-	-	-	-	-	-	-	2,863.00
71	Prashant Kumar Kandh	UGC-BSR	UGC	16,080.00	-	-	-	-	-	-	-	-	-	-	16,080.00
72	Anil Pratap Giri	UGC-BSR	UGC	-	2,00,000.00	-	-	-	-	-	-	-	-	-	2,00,000.00
73	Gagan Sharma	UGC-BSR	UGC	-	45,000.00	-	-	-	-	-	-	-	-	-	45,000.00
74	Thakur Prasad Yadav	UGC-BSR	UGC	-	45,000.00	-	-	-	-	-	-	-	-	-	45,000.00
75	Interest earned			1,78,684.00	-	-	-	-	-	-	-	-	-	-	1,78,684.00
			Total	64,27,358.00	2,90,000.00	-	1,68,909.00	-	-	-	-	1,81,904.00	-	-	67,04,363.00

H. Jain
FINANCE OFFICER

Finance Officer
Allahabad University

UNIVERSITY OF ALLAHABAD
PRAYAGRAJ
CBCS PROJECTS 2024-25

ANNEXURE B

Sino.	PI	TITLE OF THE PROJECT	FUNDING AGENCY	BAL B/D	RECEIVED DURING THE YEAR	INTEREST EARNED	RETURNED DURING THE YEAR	PRIOR PERIOD		NON RECURRING					RECURRING		RECEIVABLES	BAL C/D	
								INC	EXP	EQP	Books	BULIDING	FF	COMP	OTHERS	O/H			
1	Prof. Bhoomika R. Kar	Extensive Cognitive Neuroimaging	DST	79,53,225.14	79,610.00	1,92,019.00	-	-	-	-	-	-	-	-	-	6,61,470.00	-	-	75,63,384.14
2	Dr. Supriya Ray	The Neural Mechanisms Decision Making For Coordinated Eye Hand Movements	WELLCOME TRUST DBT INDIA ALLIANCE	21,235.00	-	27.00	-	-	-	-	-	-	-	-	-	-	-	-	21,262.00
Total				79,74,460.14	79,610.00	1,92,046.00	-	-	-	-	-	-	-	-	6,61,470.00	-	-	75,84,646.14	


FINANCE OFFICER

Finance Officer
Allahabad University
✓

UNIVERSITY OF ALLAHABAD
PRAYAGRAJ
SAC PROJECTS 2024-25

ANNEXURE C

Sno.	PI	TITLE OF THE PROJECT	FUNDING AGENCY	BAL B/D	RECEIVED DURING THE YEAR	INTEREST EARNED	RETURNED DURING THE YEAR	PRIOR PERIOD		NON RECURRING				RECURRING		RECEIVABLES	BAL C/D
								INC	EXP	EQP	Books	BULIDING	FF	COMP	OTHERS		
1	DR. Suneet Dwivedi	Mesoscale ocean circulation modeling & data assimilation in the bay of Bengal region using 4D-VAR	SAC Ahmedabad	-62,370.00	-	-	-	-	-	-	-	-	-	-	-	-	-62,370.00
2	Prof A.C.Pandey	Satelite Mission	SAC Ahmedabad	-57,020.00	-	-	-	-	-	-	-	-	-	-	-	-	-57,020.00
3	DR. Suneet Dwivedi	Investigation of Indian Tele Connctions with the polar Environmets processes	SAC Ahmedabad	4,566.00	-	-	-	-	-	-	-	-	-	-	-	-	4,566.00
4	Interest			36,526.00													36,526.00
			Total	-78,298.00	-	-	-	-	-	-	-	-	-	-	-	-	-78,298.00


FINANCE OFFICER

Finance Officer
Allahabad University

UNIVERSITY OF ALLAHABAD
PRAYAGRAJ
NCAOR PROJECTS 2024-25

ANNEXURE D

Sino.	PI	TITLE OF THE PROJECT	FUNDING AGENCY	BAL B/D	RECEIVED DURING THE YEAR	INTEREST EARNED	RETURNED DURING THE YEAR	PRIOR PERIOD		NON RECURRING					RECURRING		RECEIVABLES	BAL C/D
								INC	EXP	EQP	Books	BULIDING	FF	COMP	OTHERS	O/H		
1	Prof. A.C Pandey	Realistic stimulation of Antarctic circum. Polar Current and other circulation features of Southern	NCAOR GOA	-4,25,044.00	-	-	-	-	-	-	-	-	-	-	-	-	-	-4,25,044.00
Total				-4,25,044.00	-	-	-	-	-	-	-	-	-	-	-	-	-	-4,25,044.00


FINANCE OFFICER

Finance Officer
Allahabad University
✓

UNIVERSITY OF ALLAHABAD
PRAYAGRAJ
BRNS PROJECTS 2024-25

ANNEXURE E

Sino.	PI	TITLE OF THE PROJECT	FUNDING AGENCY	BAL B/D	RECEIVED DURING THE YEAR	INTEREST EARNED	RETURNED DURING THE YEAR	PRIOR PERIOD		NON RECURRING				RECURRING		RECEIVABLES	BAL C/D
								INC	EXP	EQP	Books	BULIDING	FF	COMP	OTHERS		
1	Prof A.K Rai	Development of optical probe for detection & quantification of cr species in	BRNS (DAE) Mumbai	-1,49,415.00	-	-	-	-	-	-	-	-	-	-	-	-	-1,49,415.00
2	Prof A.K Rai	On Line Analysis of impurities Coted on optical windows and first wall of aditya tokamak using LIBS	BRNS (DAE)	-1,63,260.00	-	-	-	-	-	-	-	-	-	-	-	-	-1,63,260.00
3	Interest			43,759.00	-	-	-	-	-	-	-	-	-	-	-	-	43,759.00
			Total	-2,68,916.00	-	-	-	-	-	-	-	-	-	-	-	-	-2,68,916.00


FINANCE OFFICER

Finance Officer
Allahabad University

UNIVERSITY OF ALLAHABAD
PRAYAGRAJ
SANSKRIT PROJECTS 2024-25

ANNEXURE F

Sino.	PI	TITLE OF THE PROJECT	FUNDING AGENCY	BAL B/D	RECEIVED DURING THE YEAR	INTEREST EARNED	RETURNED DURING THE YEAR	PRIOR PERIOD		NON RECURING				RECURRING		RECEIVABLES	BAL C/D
								INC	EXP	EQP	Books	BULIDING	FF	COMP	OTHERS		
1	Dr. Meeta Banerjee	Mahamahodhayay Gopinath Kaviraj Pranati Vangmay Ki Samiksha	UGC	-	-	-	-	-	-	-	-	-	-	-	-	-	-
			Total	-	-	-	-	-	-	-	-	-	-	-	-	-	-

Hirani

FINANCE OFFICER

Finance Officer
Allahabad University

UNIVERSITY OF ALLAHABAD
PRAYAGRAJ
ECONOMICS PROJECTS 2024-25

ANNEXURE G

Sino.	PI	TITLE OF THE PROJECT	FUNDING AGENCY	BAL B/D	RECEIVED DURING THE YEAR	INTEREST EARNED	RETURNED DURING THE YEAR	PRIOR PERIOD		NON RECURRING				RECURRING		RECEIVABLES	BAL C/D
								INC	EXP	EQP	Books	BULIDING	FF	COMP	OTHERS		
1	Prof Kiran Singh D/o Economics	Govt. Of India Ministry of Panchayati Raj, New Delhi	UGC	29,80,361.93	-	4,49,965.70	-	-	96,000.00	-	-	-	-	-	-	-	33,34,327.63
			Total	29,80,361.93	-	4,49,965.70	-	-	96,000.00	-	-	-	-	-	-	-	33,34,327.63


 FINANCE OFFICER
Finance Officer
Allahabad University

UNIVERSITY OF ALLAHABAD
PRAYAGRAJ
DST PROJECTS 2024-25

ANNEXURE H

Sino.	PI	TITLE OF THE PROJECT	FUNDING AGENCY	BAL B/D	RECEIVED DURING THE YEAR	RETURNED DURING THE YEAR	INTEREST EARNED	PRIOR PERIOD		NON RECURRING			RECURRING		RECEIVABLES	BAL C/D
								INC	EXP	EQP	FF	COMP	OTHERS	O/H		
1	Dr. Ramesh Kumar Mishra	Exploring.....movements	D.S.T	1,98,950.00	-	-	-	-	-	-	-	-	-	-	-	1,98,950.00
2	Dr. Ramesh Kumar Mishra	Language.. Multilingualism	D.S.T	46,027.00	-	-	-	-	-	-	-	-	-	-	-	46,027.00
3	Dr. Narayanam Srinivasam	Language & Brain Multilingu	D.S.T	-4,412.00	-	-	-	-	-	-	-	-	-	-	-	-4,412.00
4	Dr. Narayanam Srinivasam	Effect of mettitation on scope	CBCS	25,002.00	-	-	-	-	-	-	-	-	-	-	-	25,002.00
5	Dr. V.S.Chandra Shekher Pa	Int. of making	D.S.T	1,48,282.00	-	-	-	-	-	-	-	-	-	-	-	1,48,282.00
6	Dr. V.S.Chandra Shekher Pa	Enviornmental	D.S.T	1,10,331.00	-	-	-	-	-	-	-	-	-	-	-	1,10,331.00
7	Dr. Bhoomik Kar	Language.. Multilingualism	D.S.T	1,55,877.00	-	-	-	-	-	-	-	-	-	-	-	1,55,877.00
8	Dr.Anupam Dixit	Water	D.S.T	4,23,270.00	-	-	-	-	-	-	-	-	-	-	-	4,23,270.00
9	Dr.Anupam Dixit	Identification in Humuns	D.S.T	68,760.00	-	-	-	-	-	-	-	-	-	-	-	68,760.00
10	Dr. Richa Tandon	Evaluation & Pigment	D.B.T	94,195.00	-	-	-	-	-	-	-	-	-	-	-	94,195.00
11	Dr.P.R.Singh	Assesment of Ganga river syst	D.S.T	8,471.00	-	-	-	-	-	-	-	-	-	-	-	8,471.00
12	Dr. Nishma Jaiswal	Capacity Building Substenanc	D.S.T	2,71,536.00	-	-	-	-	-	-	-	-	-	-	-	2,71,536.00
13	Dr.S.K.Malhotra	Biochemical Duck fish culture	D.S.T	1,04,000.00	-	-	-	-	-	-	-	-	-	-	-	1,04,000.00
14	Dr. Sukrat Sinha	Bio Technology	D.S.T	-1,19,432.00	-	-	-	-	-	-	-	-	-	-	-	-1,19,432.00
15	Dr. J.K.Pati	Geology. P&C Data	PLANEX	74,571.00	-	-	-	-	-	-	-	-	-	-	-	74,571.00
16	Dr. Abhishek Rai	Near Real 6ps Geodisy	D.S.T	1,19,197.00	-	-	-	-	-	-	-	-	-	-	-	1,19,197.00
17	Dr.J.K.Pati	G.R.B.M.	IIT (MOEE)	1,93,982.00	-	-	-	-	-	-	-	-	-	-	-	1,93,982.00
18	Dr. Kamlesh Pandey	Synthesis and application	D.A.E	4,075.00	-	-	-	-	-	-	-	-	-	-	-	4,075.00
19	Prof.LDS Yadav	Organocatalyzed	DST	3,42,831.00	-	-	-	-	-	-	-	-	-	-	-	3,42,831.00
20	Dr.P.K.Tandon	Mono and . Surface water	MOEF	60,349.00	-	-	-	-	-	-	-	-	-	-	-	60,349.00
21	Dr. D.K.Gupta / S.Sundaram	NTI	D.S.T	93,509.00	-	-	-	-	-	-	-	-	-	-	-	93,509.00
22	Dr. D.K.Gupta	Innovative Programme	UGC	76,697.00	-	-	-	-	-	-	-	-	-	-	-	76,697.00
23	Dr. Shalini Purwar	Malecular Activity	D.S.T	46,141.00	-	-	-	-	-	-	-	-	-	-	-	46,141.00
24	Dr. R. Dhar	Dielectric. Phases M. Scienc	D.S.T	-21,511.00	-	-	-	-	-	-	-	-	-	-	-	-21,511.00
25	Dr. R. Dhar	Effect of Display Materials	DAE/BRNS	2,90,518.00	-	-	-	-	-	-	-	-	-	-	-	2,90,518.00
26	Dr. R. Dhar	Natural Inspired low cost	DIT	6,33,068.00	-	-	-	-	-	-	-	-	-	-	-	6,33,068.00
27	Dr. D.K.Gupta	BTIS net Programme	BIF / CBT	3,88,852.00	-	-	-	-	-	-	-	-	-	-	-	3,88,852.00
28	Dr.S.K.Malhotra	SERC. Fast. Sch	D.B.T	1,96,103.00	-	-	-	-	-	-	-	-	-	-	-	1,96,103.00
29	Prof.I M L Das	Characterisation of	D.S.T. New D	34,144.00	-	-	-	-	-	-	-	-	-	-	-	34,144.00
30	Dr. Shanthi Sundaram	Studies Pollitants	DRDO	-89,469.00	-	-	-	-	-	-	-	-	-	-	-	-89,469.00
31	Dr. Ram Gopal	Synthesis Re appropriation	DRDO	24,856.00	-	-	-	-	-	-	-	-	-	-	-	24,856.00
32	Dr. Kamlesh Pandey	Synthesis & Rechargeable Batte	C.S.T	37,313.00	-	-	-	-	-	-	-	-	-	-	-	37,313.00
33	Dr. Prasant dubey	Material Science	DST	28,163.00	-	-	-	-	-	-	-	-	-	-	-	28,163.00
34	Dr. Banalata Mohanty	Early life exposure effects	ICMR	5,585.00	-	-	-	-	-	-	-	-	-	-	-	5,585.00
35	Dr. Syed Ibrahim Rizvi	Science & Engineering resarch	(SERB) DST	63,280.00	-	-	-	-	-	-	-	-	-	-	-	63,280.00
36	Dr. Preyas Ankit	Green Synthesis	DST	46,861.00	-	-	-	-	-	-	-	-	-	-	-	46,861.00
37	Dr.Subhash chandra singh	*Boosting Efficiency and susta	DST	3,66,203.00	-	-	-	-	-	-	-	-	-	-	-	3,66,203.00
38	Dr.Tulika Malviya	*Synthesis and characterisation	DST	33.00	-	-	-	-	-	-	-	-	-	-	-	33.00
39	Dr.Prashant Dubey	*Self organisation of monodis	DST	7,164.00	-	-	-	-	-	-	-	-	-	-	-	7,164.00
40	Dr.Lokendra Kumar	-	DST	1,446.00	-	-	-	-	-	-	-	-	-	-	-	1,446.00
41	Dr.Munish Kumar	*Study of gene polymorhosis (DST	96,496.00	-	-	-	-	-	-	-	-	-	-	-	96,496.00
42	Prof.Narayanan Srinivasan	*Flexible preception and actio	DST	5,95,028.00	-	-	-	-	-	-	-	-	-	-	-	5,95,028.00
43	Dr Vishnu Prabhakar Srivast	Inspire Faculty Award	DST	6,61,799.00	-	-	-	-	-	-	-	-	-	-	-	6,61,799.00
44	Shailendra Kumar Singh	-	DBT-RA	37.00	-	-	-	-	-	-	-	-	-	-	-	37.00
45	Bhoomik Kaur	Development & Validation of	DST	14,502.00	-	-	-	-	-	-	-	-	-	-	-	14,502.00
46	Dr. Sukrat Sinha	Role of Protien Kinase C- alp	Bio Tech	3,09,990.00	-	-	-	-	-	-	-	-	-	-	-	3,09,990.00
47	Dr. Ena Gupta	Screening of Stevia rebaundia	Bio Tech	81,147.00	-	-	-	-	-	-	-	-	-	-	-	81,147.00
48	Dr.Narayanan Srinivasan	Flexible perception & action	CBCS DST	75.00	-	-	-	-	-	-	-	-	-	-	-	75.00
49	Dr. Prashant Dubey	-	M. Science	28,163.00	-	-	-	-	-	-	-	-	-	-	-	28,163.00
50	HOD Physics	Dst fist program(physics)	DST	-1,25,773.00	-	-	-	-	-	-	-	-	-	-	-	-1,25,773.00
51	Anita Singh	Bio Sinthesis of Nanoparticals	DST	1,73,342.00	-	-	-	-	-	-	-	-	-	-	-	1,73,342.00
52	Ashish Kumar Singh	Screening of Novel Psychroph	DST	23,004.00	-	-	-	-	-	-	-	-	-	-	-	23,004.00
53	Vinod Verma	Derivation & Navigation of P	DST	51,464.00	-	-	-	-	-	-	-	-	-	-	-	51,464.00
54	Awadh Bihari Yadav	Targeted Delivery of Shrna loa	DST	1,17,827.00	-	-	-	-	-	-	-	-	-	-	-	1,17,827.00
55	Neda Wahood	Problems & Prospects of Drin	DST	1,685.00	-	-	-	-	-	-	-	-	-	-	-	1,685.00
56	Ankita Choudhery	To investigat the detailed struc	DST	4,386.00	-	-	-	-	-	-	-	-	-	-	-	4,386.00
57	Zeba Khan	Innovative Approches for Sup	DST	20,266.00	-	-	-	-	-	-	-	-	-	-	-	20,266.00
58	HOD	Dst fist program(Bio-Chem)	DST	4,94,293.00	-	-	-	-	-	-	-	-	-	-	-	4,94,293.00
59	Narayan Srinivasan	Memorandum of undertaking	DST	1,04,454.00	-	-	-	-	-	-	-	-	-	-	-	1,04,454.00
60	Sonia Baloni	Temporal dynamics of Visual	CBCS	2,04,583.00	-	-	-	-	-	-	-	-	-	-	-	2,04,583.00
61	Anuradha Singh	Design and development of bi	DST WOS	0.00	-	-	-	-	-	-	-	-	-	-	-	-
62	Ritu Kapoor	Visible light triggered photoca	-	7,35,030.00	-	-	-	-	-	-	-	-	-	-	-	7,35,030.00
63	Supriya Rai	Influence of attention on contr	CBCS	2,13,487.00	-	-	-	-	-	-	-	-	-	-	-	2,13,487.00
64	Ambalika Niyogi	Mass pollution and mass	DST	61,187.00	-	-	-	-	-	-	-	-	-	-	-	61,187.00
65	Pratibha Singh	Influence of persticies or soil	DST	81,470.00	15,56,311.00	-	-	-	-	-	-	-	13,88,112.00	2,42,000.00	-	7,669.00
66	Rajneesh Kr. Gupta	-	SERB DST	5,80,529.00	-	-	-	-	-	-	-	-	80,000.00	-	-	-
67	Anita Singh	Isolation and Characterization	NASI DST	12,938.00	-	-	-	-	-	-	-	-	-	-	-	12,938.00

144	Dr. Ajay Verma	Design and Synthesis.....unactivated alkenes	SERB DST	20,93,334.00	-	-	-	9,04,400.00	-	-	4,93,664.00	-	-	6,95,270.00		
145	Dr. Kishor Babu Bobbili		SERB DST	21,43,000.00	-	-	-	5,48,262.00	-	-	1,95,516.00	1,36,768.00	-	12,62,454.00		
146	Dr. Rohit Singh		SERB DST	10,26,172.00	-	-	-	3,69,722.00	-	-	1,61,433.00	74,652.00	-	4,20,365.00		
147	Dr. Santimoy Khilari	Development of Hybrid.....chemical synthesis	SERB DST	24,54,387.00	-	-	-	-	-	-	2,53,779.00	1,45,837.00	-	20,54,771.00		
148	Dr Nilotpal Singha	Rational design.....organelles	SERB DST	24,03,873.00	-	-	-	14,67,080.00	-	-	1,66,759.00	1,50,000.00	-	6,20,034.00		
149	Dr. Jitendra Ahrwal		SERB DST	35,22,000.00	-	-	-	-	-	-	71,920.00	-	-	34,50,080.00		
150	Dr. Rajan Walla	Physics	IUAC	1,08,097.00	-	-	-	-	-	-	-	-	-	1,08,097.00		
151	Dr. Suneet Dwivedi	Variability.....Changing Climate	SERB DST	3,39,31,280.00	-	44,81,600.00	25,000.00	-	-	-	11,10,273.00	-	-	3,72,77,607.00		
152	Dr. Ashwani Kumar	Bio prospecting.....Soyabean-SoyaMeta Biome.	DHSGVV Saqar	13,89,091.00	-	-	-	-	-	-	1,92,607.00	-	-	11,96,484.00		
153	Mr. Ruttam Biswal DST	DST Inspre Fellowship	DST	8,37,642.00	-	-	-	-	-	-	1,42,530.00	-	-	6,95,112.00		
154	Ms. Shivani Gupta	DST Inspire	DST Inspire	53,801.00	-	-	-	-	-	-	53,801.00	-	-	-		
155	Interest Earned			5,83,001.00			11,26,078.00							17,09,079.00		
			Total	3,10,87,150.38	8,32,58,456.00	8,38,356.00	11,26,078.00	44,81,600.00	3,37,473.00	1,34,36,282.00	0.00	0.00	1,83,80,283.00	12,94,268.00	0.00	8,56,66,622.38


FINANCE OFFICER


Finance Officer
Allahabad University

**UNIVERSITY OF ALLAHABAD
PRAYAGRAJ
CST & CSIR PROJECTS 2024-25**

ANNEXURE I

Sino.	PI	TITLE OF THE PROJECT	FUNDING AGENCY	BAL B/D	RECEIVED DURING THE YEAR	RETURNED DURING THE YEAR	INTEREST EARNED	PRIOR PERIOD		NON RECURRING			RECURRING		RECEIVABLES	BAL C/D
								INC	EXP	EQP	FF	COMP	OTHERS	O/H		
1	Dr. Ram Kripal(physics)	ESR &OA	C.S.T	-460.00	-	-	-	-	-	-	-	-	-	-	-	-460.00
2	Dr.Vandana Singh(chem)	Graf-Micro	C.S.T	-10.00	-	-	-	-	-	-	-	-	-	-	-	-10.00
3	Prof. Jagdamba Singh(chem)	Design & Development	C.S.T	1,374.00	-	-	-	-	-	-	-	-	-	-	-	1,374.00
4	Dr.p.k.tondon(chem)		CSIR	-3,451.00	-	-	-	-	-	-	-	-	-	-	-	-3,451.00
5	Dr LDS Yadav		CSIR	5,13,813.00	-	-	-	-	-	-	-	-	-	-	-	5,13,813.00
6	Dr.J.N.Tripathi		CSIR	99,420.00	-	-	-	-	-	-	-	-	-	-	-	99,420.00
7	Dr.Alok k gupta		CSIR	39,753.00	-	-	-	-	-	-	-	-	-	-	-	39,753.00
8	Dr.M.C.chattoadhaya	BRNS	CSIR	1,56,837.00	-	-	-	-	-	-	-	-	-	-	-	1,56,837.00
9	Dr. P.K Tondon(chem)	Green synthesis	CSIR	5,62,774.00	-	-	-	-	-	-	-	-	-	-	-	5,62,774.00
10	Dr. Kamlesh Pandey		C.S.T	8,606.00	-	-	-	-	-	-	-	-	-	-	-	8,606.00
11	Dr.Geeta Watal(chem)	novel..Religlosa	CSIR	-16,034.00	-	-	-	-	-	-	-	-	-	-	-	-16,034.00
12	Dr Vinod Verma(Bio -tech)	Stat3 and Isli Mediated-Cardi	C.S.T	5,207.00	-	-	-	-	-	-	-	-	-	-	-	5,207.00
13	R K P Singh	A Novel Activities	UPCST	49,950.00	-	-	-	-	-	-	-	-	-	-	-	49,950.00
14	Dr. Neetu Mishra	Micro...rural areas	C.S.T	1,05,775.00	3,81,405.00	-	-	-	-	-	-	-	4,04,112.00	-	-	83,068.00
15	Dr. Prashant Kumar Rai	ICMR-SRF	ICMR	-	-	-	-	-	-	-	-	-	-	-	-	-
16	Mr. Tajammul Husain	ICMR-SRF	ICMR	130.00	-	-	-	-	-	-	-	-	-	-	-	130.00
17	Dr. Thakur Prashad Yadav	UPCST	C.S.T	-	5,00,000.00	-	-	-	-	-	-	-	-	-	-	5,00,000.00
18	Dr. Satendra Kumar	Chemistry	C.S.T	-	5,50,000.00	-	-	-	-	-	-	-	70,833.00	-	-	4,79,167.00
19	Dr. Manoj Kumar Gangwar	Chemistry	C.S.T	-	5,00,000.00	-	-	-	-	-	-	-	95,833.00	-	-	4,04,167.00
20	Ms. Sonia Srivastava	-	ICMR	-	4,64,000.00	-	-	-	-	-	-	-	-	-	-	4,64,000.00
21	Dr. Gagan Sharma	Physic	C.S.T	-	4,00,000.00	-	-	-	-	-	-	-	50,000.00	-	-	3,50,000.00
			Total	15,23,684.00	27,95,405.00	-	-	-	-	-	-	-	6,20,778.00	-	-	36,98,311.00


FINANCE OFFICER

Finance Officer
Allahabad University


UNIVERSITY OF ALLAHABAD
PRAYAGRAJ
SAP PROJECTS 2024-25

ANNEXURE J

Sno.	PI	TITLE OF THE PROJECT	FUNDING AGENCY	BAL B/D	RECEIVED DURING THE YEAR	RETURNED DURING THE YEAR	INTEREST EARNED	PRIOR PERIOD		NON RECURING			RECURRING		RECEIVABLES	BAL C/D
								INC	EXP	EQP	FF	COMP	OTHERS	O/H		
1	Prof. Prashant Agrawal	DSSP	UGC/SAP	10,91,334.00	-	6,89,286.00	16,051.00	-	-	-	-	-	-	-	-	4,18,099.00
			Total	10,91,334.00	-	6,89,286.00	16,051.00	-	-	-	-	-	-	-	-	4,18,099.00


FINANCE OFFICER

Finance Officer
Allahabad University

UNIVERSITY OF ALLAHABAD
PRAYAGRAJ
NANOPHOSPHER OF STUDY PROJECTS 2024-25

ANNEXURE K

S.No.	PI	TITLE OF THE PROJECT	FUNDING AGENCY	BAL B/D	RECEIVED DURING THE YEAR	RETURNED DURING THE YEAR	INTEREST EARNED	PRIOR PERIOD		NON RECURRING			RECURRING		RECEIVABLES	BAL C/D
								INC	EXP	EQP	FF	COMP	OTHERS	O/H		
1	Prof. A.C. Panday	Nano Phosphor Application	D.S.T New Delhi	-17,19,939.00	-	-	-	-	-	-	-	-	-	-	-	-17,19,939.00
		Nano Phosphor/ Nano Technology Center UOA		-	-	-	-	-	-	-	-	-	-	-	-	-
2	Prof. A.C. Panday	High Fluencelon Beam Facility under Nano mission	D.S.T New Delhi	-21,09,436.00	-	-	-	-	-	-	-	-	-	-	-	-21,09,436.00
				-	-	-	-	-	-	-	-	-	-	-	-	-
				-	-	-	-	-	-	-	-	-	-	-	-	-
3	Prof. A.C. Panday	Indosouth African	D.S.T New Delhi	1,89,448.00	-	-	-	-	-	-	-	-	-	-	-	1,89,448.00
				-	-	-	-	-	-	-	-	-	-	-	-	-
4	Prof. A.C. Panday	Development of Rare Earth	DRDO New Delhi	-3,167.00	-	-	-	-	-	-	-	-	-	-	-	-3,167.00
				-	-	-	-	-	-	-	-	-	-	-	-	-
5	Prof. A.C. Panday	Ultrasensitive Biosensor	BRNS Mumbai	9,16,391.00	-	-	-	-	-	-	-	-	-	-	-	9,16,391.00
				-	-	-	-	-	-	-	-	-	-	-	-	-
6	Dr.Renu K Dutta	Biogenic ..Druq De	D.S.T New Delhi	21,456.00	-	-	-	-	-	-	-	-	-	-	-	21,456.00
				-	-	-	-	-	-	-	-	-	-	-	-	-
7	RR Yadav	development.. Application	D.S.T New Delhi	3,38,370.02	-	-	-	-	-	-	-	-	-	-	-	3,38,370.02
				-	-	-	-	-	-	-	-	-	-	-	-	-
8	Prof. A.C. Panday	High Fluence Ion Beam Facility	D.S.T New Delhi	4,98,054.00	-	-	-	-	-	-	-	-	-	-	-	4,98,054.00
				-	-	-	-	-	-	-	-	-	-	-	-	-
9	Prof. A.C. Panday	Design and Diabetic Retinopath	DBT PROJECT	45,65,130.00	-	-	-	-	-	-	-	-	-	-	-	45,65,130.00
				-	-	-	-	-	-	-	-	-	-	-	-	-
10	Interest			17,20,536.00	-	-	-	-	-	-	-	-	-	-	-	17,20,536.00
				-	-	-	-	-	-	-	-	-	-	-	-	-
			Total	44,16,843.02	-	-	-	-	-	-	-	-	-	-	-	44,16,843.02


 FINANCE OFFICER
Finance Officer
Allahabad University

UNIVERSITY OF ALLAHABAD
PRAYAGRAJ
BRFST 2024-25

Annexure "L"

Sino.	PI	TITLE OF THE PROJECT	FUNDING AGENCY	BAL B/D	RECEIVED DURING THE YEAR	RETURNED DURING THE YEAR	INTEREST EARNED	PRIOR PERIOD		NON RECURING					RECEIVABLES	BAL C/D
								INC	EXP	EQP	FF	COMP	OTHER	O/H		
1	Prof A.K.Rai	Investigation Spectroscop	BRFST	-2,03,806.00	-	-	-	-	-	-	-	-	-	-	-	-2,03,806.00
			Total	-2,03,806.00	-	-	-	-	-	-	-	-	-	-	-	-2,03,806.00


 FINANCE OFFICER
Finance Officer
Allahabad University

UNIVERSITY OF ALLAHABAD
PRAYAGRAJ
KBCAOS 2024-25

ANNEXURE M

Sl o.	PI	TITLE OF THE PROJECT	FUNDING AGENCY	BAL B/D	RECEIVED DURING THE YEAR	RETURNED DURING THE YEAR	INTEREST EARNED	PRIOR PERIOD					NON RECURRING		RECURRING		BAL C/D
								INC	EXP	EQP	FF	COMP	OTHERS	O/H			
1	Prof. Shailendra Rai	Predicatability of Intra seasonal. Ocean	IITM PUNE	2,52,822.00	-	-	6,826.00	-	-	-	-	-	-	-	-	-	2,59,648.00
2	Dr. Vivek K. Pandey	Indonations Through FlowOcean.	DST New Delhi	-2,12,813.00	-	-	-	-	-	-	-	-	-	-	-	-	-2,12,813.00
3	Prof. Suneet Dwivedi	Climate Change Science	DST New delhi	-2,55,181.00	-	-	-	-	-	-	-	-	-	-	-	-	-2,55,181.00
4	Prof. Avinash C Pandey	Study of Extreme Rainfall Events	DST New Delhi	71,040.00	-	-	-	-	-	-	-	-	-	-	-	-	71,040.00
5	Prof. Suneet Dwivedi	Under standiny circulation and..	DST New Delhi	3,130.00	-	-	-	-	-	-	-	-	-	-	-	-	3,130.00
6	Prof. Suneet Dwivedi	Improved ocaen..forecast	IITM PUNE	1,45,967.00	-	-	3,941.00	-	-	-	-	-	-	-	-	-	1,49,908.00
7	Prof. Shailendra Rai	Impact of Surface Indian	DST New Delhi	38,155.00	-	-	-	-	-	-	-	-	-	-	-	-	38,155.00
8	Dr. Vivek K. Pandey	Investigation of extreme events in indian summer monsoon	DST New Delhi	19,925.00	-	-	-	-	-	-	-	-	-	-	-	-	19,925.00
9	Prof. Suneet Dwivedi	Understanding techno-connection between southern hemisphere	DST New Delhi	7,574.00	-	-	-	-	-	-	-	-	-	-	-	-	7,574.00
10	Dr. Sudhir Kumar Singh	Land use/Land cover change In the Ghaghara river basin	DST New Delhi	4,36,672.00	-	-	10,253.00	-	-	-	-	-	-	92,800.00	-	-	3,54,125.00
11	K. Venkatesham	Post Doctoral Fellowship	DST New Delhi	2,77,821.00	-	-	7,501.00	-	-	-	-	-	-	-	-	-	2,85,322.00
12	Prof. Suneet Dwivedi	Estimating Decadal Predictability of the Indian Summer Monsoon Rainfall in a Global Warming Scenario	DST New Delhi	3,59,964.00	4,00,000.00	-	7,209.00	-	-	-	-	-	-	7,27,475.00	-	-	39,698.00
13	Interest			77,879.00	-	-	-	-	-	-	-	-	-	-	-	-	77,879.00
			Total	12,22,955.00	4,00,000.00	-	35,730.00	-	-	-	-	-	-	8,20,275.00	-	-	8,38,410.00


FINANCE OFFICER

Finance Officer
Allahabad University


UNIVERSITY OF ALLAHABAD,
PRAYAGRAJ
ICSSR PROJECTS 2024-25

ANNEXURE N

S. No.	PI	TITLE OF THE PROJECT	FUNDING AGENCY	BAL B/D	RECEIVED DURING THE YEAR	RETURNED DURING THE YEAR	INTEREST EARNED	PRIOR PERIOD		NON RECURRING			RECURRING		Bal C/D
								INC	EXP	EQP	FF	COMP	OTHER	OH	
1	Ms. Sadhana Devi, Sanskrit,01	ICSSR	ICSSR	-	-	-	-	-	-	-	-	-	-	-	-
2	Dr. Deepa Punetha, Psychology, 04	ICSSR	ICSSR	21,600.00	-	-	-	-	-	-	-	-	-	-	21,600.00
3	Dr. Ram Chandra Rajak, Hindi, 07	ICSSR	ICSSR	1,98,500.00	-	-	-	-	-	-	-	-	1,86,000.00	-	12,500.00
4	Ms. Kirti Mishra, Development Studies, 10	ICSSR	ICSSR	269.00	-	-	-	-	-	-	-	-	-	-	269.00
5	Mr. Ashutosh Mishra, Geography, 13	ICSSR	ICSSR	-	-	-	-	-	-	-	-	-	-	-	-
6	Ms. Tarushi Pandey, Pol Science, 16	ICSSR	ICSSR	22,667.00	-	-	-	-	-	-	-	-	-	-	22,667.00
7	Mr. Naveen Singh, Pol Science, 19	ICSSR	ICSSR	10,387.00	-	-	-	-	-	-	-	-	-	-	10,387.00
8	Mr. Rajesh Kumar Raman, Pol Science, 22	ICSSR	ICSSR	387.00	-	-	-	-	-	-	-	-	-	-	387.00
9	National Seminar Anthropology, 25	ICSSR	ICSSR	-	-	-	-	-	-	-	-	-	-	-	-
10	Dr. Farida Ahmed, Home Science, 27	ICSSR	ICSSR	47,824.00	-	-	-	-	-	-	-	-	-	-	47,824.00
11	Dr. Neena Kohali, Psychology, 30	ICSSR	ICSSR	-	-	-	-	-	-	-	-	-	-	-	-
12	Dr. Roohi Rawat, Geography, 36	ICSSR	ICSSR	-	-	-	-	-	-	-	-	-	-	-	-
13	Dr. Ashok Pandey, Sociology, 37	ICSSR	ICSSR	-	-	-	-	-	-	-	-	-	-	-	-
14	Dr. Priya Ranjan Maral, Psychology, 40	ICSSR	ICSSR	-	-	-	-	-	-	-	-	-	-	-	-
15	Dr. Pradip Kumar Upadhyay, Geography, 45	ICSSR	ICSSR	-	-	-	-	-	-	-	-	-	-	-	-
16	Dr. Bechan Yadav, Geography, 40	ICSSR	ICSSR	-	1,98,500.00	-	-	-	-	-	-	-	1,86,000.00	-	12,500.00
17	Mr. Prakhar Anand, Development Studies, 50	ICSSR	ICSSR	11,262.00	-	-	-	-	-	-	-	-	-	-	11,262.00
18	Mr. Govind Singh, Psychology, 53	ICSSR	ICSSR	-	-	-	-	-	-	-	-	-	-	-	-
19	Ms. Shivani Mishra, Psychology, 56	ICSSR	ICSSR	-	1,30,000.00	-	-	10,000.00	-	-	-	-	1,20,000.00	-	20,000.00
20	Ms. Surya Kant Maharana, Geography, 58	ICSSR	ICSSR	-	-	-	-	-	-	-	-	-	-	-	-
21	Prof. P. K. Sahoo, Education, 62	ICSSR	ICSSR	-6,425.00	-	-	-	-	-	-	-	-	-	-	-6,425.00
22	Dr. Sonam Singh, Defence, 65	ICSSR	ICSSR	-	-	-	-	-	-	-	-	-	-	-	-
23	Dr. Dharendra Pratap Singh, Hindi, 67	ICSSR	ICSSR	1,98,500.00	-	-	-	-	-	-	-	-	1,98,500.00	-	-
24	Mr. Aditya Banerjee, Psychology, 69	ICSSR	ICSSR	1,30,000.00	-	-	-	-	-	-	-	-	1,30,000.00	-	-
25	Mr. Avijit Sahay, Geography,71	ICSSR	ICSSR	-	-	-	-	-	-	-	-	-	-	-	-
26	Dr. Shivam Upadhyay, Commerce, 73	ICSSR	ICSSR	90,000.00	-	-	-	-	-	-	-	-	-	-	90,000.00
27	Dr. Kiran Mishra, Hindi, 75	ICSSR	ICSSR	25,000.00	-	-	-	-	-	-	-	-	24,982.00	-	18.00
28	Dr. Mukesh Kumar Yadav, Hindi, 77	ICSSR	ICSSR	12,500.00	1,98,500.00	-	-	-	-	-	-	-	1,98,500.00	-	12,500.00
29	Dr. Mrityunjay Rao, Sociology, 79	ICSSR	ICSSR	2,990.00	-	-	-	-	-	-	-	-	-	-	2,990.00
30	Dr. Mahip Kumar Bharti	ICSSR	ICSSR	-	50,000.00	-	-	-	-	-	-	-	50,000.00	-	-
31	Ms. Sanchita Mohindru, CBCS, 83	ICSSR	ICSSR	1,50,000.00	1,10,000.00	-	-	-	-	-	-	-	1,39,980.00	-	1,20,020.00
32	Dr. Dharendra Singh	ICSSR	ICSSR	12,500.00	1,98,500.00	-	-	-	-	-	-	-	1,99,490.00	-	11,510.00
33	Dr. Abhishek Mishra	ICSSR	ICSSR	2,11,000.00	-	-	-	-	-	-	-	-	1,56,000.00	-	55,000.00
34	Dr. Richa Singh	PDF (Economics)	ICSSR	12,500.00	1,98,500.00	-	-	-	-	-	-	-	-	-	2,11,000.00
35	Arpita Singh, 91	ICSSR	ICSSR	1,38,500.00	2,31,500.00	-	-	-	-	-	-	-	4,70,000.00	-	-1,00,000.00
36	Dr. Manish Kumar Gautam	ICSSR	ICSSR	2,00,000.00	2,25,000.00	-	-	-	-	-	-	-	2,90,815.00	-	1,34,185.00
37	Dr. P. K. Sharma	ICSSR	ICSSR	1,10,525.00	1,92,000.00	-	-	-	-	-	-	-	3,02,525.00	-	-
38	Prof. Sanjoy Saxena	ICSSR	ICSSR	-	-	-	-	-	-	-	-	-	-	-	-
39	Dr. Anjan Kumar Sahu	ICSSR	ICSSR	4,40,000.00	-	-	-	-	-	-	-	-	1,69,943.00	-	2,70,057.00
40	Dr. Niharika Tiwari	ICSSR	ICSSR	16,000.00	-	-	-	-	-	-	-	-	22,569.00	-	-6,569.00
41	Dr. Umesh Kumar Singh	ICSSR	ICSSR	2,45,667.00	3,50,000.00	-	-	-	-	-	-	-	2,80,099.00	-	3,15,568.00
42	Dr. Arvind Krishna Upadhyay	The Political Involvement of Schedule Caste	ICSSR	1,98,500.00	1,98,500.00	-	-	-	-	-	-	-	3,97,000.00	-	-
43	Hindi (Seminar)	ICSSR	ICSSR	555.00	75,000.00	-	-	-	-	-	-	-	75,532.00	-	23.00
44	Dr. Shruti Sharma	ICSSR	ICSSR	1,67,500.00	1,98,500.00	-	-	-	-	-	-	-	3,10,000.00	-	56,000.00
45	Dr. Prashant Khattri	ICSSR	ICSSR	7,00,000.00	-	-	-	-	-	-	-	-	6,24,534.00	-	75,466.00
46	Dr. Shefali Nandan	ICSSR	ICSSR	2,20,000.00	1,25,000.00	-	-	-	-	-	-	-	3,61,012.00	-	-16,012.00
47	Dr. Vikash Kumar Sharma	ICSSR	ICSSR	1,98,500.00	1,98,500.00	-	-	-	-	-	-	-	3,72,000.00	-	25,000.00
48	Dr. Madhu Kumari	ICSSR	ICSSR	1,98,500.00	1,98,500.00	-	-	-	-	-	-	-	3,72,500.00	-	24,500.00
49	Dr. Sanjay Kumar Dwivedi	ICSSR	ICSSR	1,98,500.00	1,98,500.00	-	-	-	-	-	-	-	3,72,000.00	-	25,000.00
50	Anct. History (National Seminar)	ICSSR	ICSSR	1,35,000.00	-	-	-	-	-	-	-	-	-	-	1,35,000.00
51	Dr. Ranjana Kumari Gupta	ICSSR	ICSSR	1,98,500.00	1,98,500.00	-	-	-	-	-	-	-	2,17,100.00	-	1,79,900.00
52	Dr. Minakshi Joshi 131	ICSSR	ICSSR	20,80,000.00	-	-	-	-	-	1,38,688.00	-	-	11,72,727.00	-	7,68,585.00
53	Mr. Aditya Pratap Singh 136	ICSSR	ICSSR	1,30,000.00	1,30,000.00	-	-	-	-	-	-	-	2,60,000.00	-	-
54	Mr. Raghendra Pratap Singh	ICSSR	ICSSR	1,98,500.00	-	-	-	-	-	-	-	-	1,86,000.00	-	12,500.00
55	Dr. Surya Prakash Mishra	ICSSR	ICSSR	1,98,500.00	-	-	-	-	-	-	-	-	93,000.00	-	1,05,500.00
56	Dr. Neeraj Singh	ICSSR	ICSSR	1,98,500.00	1,98,500.00	-	-	-	-	-	-	-	3,72,000.00	-	25,000.00

57	Dr. Arvind Yadav	ICSSR	ICSSR	1,98,500.00	1,98,500.00	-	-	-	-	-	-	-	-	3,84,500.00	-	12,500.00
58	Ms. Bebi	ICSSR	ICSSR	1,30,000.00	1,30,000.00	-	-	-	-	-	-	-	-	2,60,000.00	-	-
59	Dr. Md. Azhar Ansari	ICSSR	ICSSR	2,90,000.00	2,90,000.00	-	-	-	-	-	-	-	-	2,90,000.00	-	2,90,000.00
60	Dr. Sonia Sthapak	Foundational Literacy..... Uttar Pradesh	ICSSR	-	85,000.00	-	-	-	-	-	-	-	-	56,500.00	-	28,500.00
61	Dr. Ravi Mohan Lal	ICSSR	ICSSR	-	1,11,000.00	-	-	-	-	-	-	-	-	1,11,000.00	-	-
62	Dr. Pankaj Kumar	The Political Involvement of Schedule Caste	ICSSR	-	11,25,000.00	-	-	-	-	-	-	-	-	4,49,000.00	-	6,76,000.00
63	Semiar Sanskrit	ICSSR	ICSSR	-	35,000.00	-	-	-	-	-	-	-	-	35,000.00	-	-
64	Dr. Nivedita Singh (Hindi)	ICSSR	ICSSR	-	3,97,000.00	-	-	-	-	-	-	-	-	3,97,000.00	-	-
65	Dr. Amit Sharma	ICSSR	ICSSR	-	2,77,389.00	-	-	-	-	-	-	-	-	2,77,312.00	-	77.00
66	Dr. Pawan Kumar Sharma	Stratagic worker management.....	ICSSR	-	5,25,000.00	-	-	-	-	-	-	-	-	9,690.00	-	5,15,310.00
67	Dr. Vivek Singh	ICSSR	ICSSR	-	1,98,500.00	-	-	-	-	-	-	-	-	-	-	1,98,500.00
68	Dr. Vikash Kumar Mishra	PDF	ICSSR	-	1,98,500.00	-	-	-	-	-	-	-	-	-	-	1,98,500.00
69	Dr. Arpana Pandey	Feazibility.... Delhi & UP	ICSSR	-	7,50,000.00	-	-	-	-	-	-	-	-	9,567.00	-	7,40,433.00
70	Dr. Nargis Khan	PDF	ICSSR	-	1,98,500.00	-	-	-	-	-	-	-	-	-	-	1,98,500.00
71	Dr. Richa Singh	PDF (Philosophy)	ICSSR	-	1,98,500.00	-	-	-	-	-	-	-	-	93,000.00	-	1,05,500.00
72	Dr. Gyan Prakash Shukla	PDF (Hindi)	ICSSR	-	1,98,500.00	-	-	-	-	-	-	-	-	-	-	1,98,500.00
73	Dr. Koyel Paul	ICSSR (Geography)	ICSSR	-	4,50,000.00	-	-	-	-	-	-	-	-	-	-	4,50,000.00
74	Dr. Manikandrabu M.	ICSSR (Psychology)	ICSSR	-	9,00,000.00	-	-	-	-	-	-	-	-	-	-	9,00,000.00
75	Dr. Bijay Kumar Ravidas	ICSSR (Hindi)	ICSSR	-	3,00,000.00	-	-	-	-	-	-	-	-	-	-	3,00,000.00
76	Dr. Sangeeta Singh	ICSSR (Education)	ICSSR	-	4,50,000.00	-	-	-	-	-	-	-	-	-	-	4,50,000.00
77	Dr. Ravindra Prasad	ICSSR (Defance & Stat.)	ICSSR	-	1,98,500.00	-	-	-	-	-	-	-	-	95,067.00	-	1,03,433.00
78	Dr. Gyan Prakash Upadhyay	ICSSR (Psychology)	ICSSR	-	1,98,500.00	-	-	-	-	-	-	-	-	93,000.00	-	1,05,500.00
79	Dr. Falak Naz	ICSSR (Zoology)	ICSSR	-	18,74,040.00	-	-	-	18,74,040.00	-	-	-	-	-	-	-
80	Dr. Swati Jain	ICSSR (Economics)	ICSSR	-	46,283.00	-	-	-	-	-	-	-	-	-	15,000.00	31,283.00
81	Dr. Siddhant Mishra	ICSSR (Anthropology)	ICSSR-PDF	-	1,98,500.00	-	-	-	-	-	-	-	-	-	-	1,98,500.00
82	Dr. Sheelu Kachhap	Phenomenological Inguity Crime in Jharkhand	ICSSR	-	1,98,500.00	-	-	-	-	-	-	-	-	-	-	1,98,500.00
83	Mr. Ankit Yadav	ICSSR (Education)	ICSSR	-	1,30,000.00	-	-	-	-	-	-	-	-	-	-	1,30,000.00
84	Interest			1,42,923.00	-	-	2,27,297.00	-	-	-	-	-	-	-	-	3,70,220.00
			Total	80,84,631.00	1,36,62,712.00	-	2,27,297.00	10,000.00	18,74,040.00	1,38,688.00	-	-	1,08,71,444.00	15,000.00	90,85,468.00	

[Signature]
Finance Officer
Allahabad University

**INSTITUTE OF
PROFESSIONAL STUDIES**

BALANCE SHEET AS ON 31st MARCH 2025
(RELEVANT TO INSTITUTE OF PROFESSIONAL STUDIES)

(Amount-'Rs.')

SOURCES OF FUNDS	Schedule	Current Year	Previous Year
Corpus Fund/Capital fund Designated/Earmarked/Endowment Funds	1	7,60,13,834.56	18,61,88,697.84
Current Liabilities & Provisions	2	20,11,662.00	7,79,305.00
TOTAL		7,80,25,496.56	18,69,68,002.84
APPLICATION OF FUNDS	Schedule	Current Year	Previous Year
Fixed Assets			
Tangible Assets	3	1,78,09,260.00	1,87,01,342.00
Intangible Assets		-	-
Capital Work in progress		-	-
Investments-Earmarked		-	-
Investments-Other		-	-
Current Assets	4	5,99,18,066.56	16,79,16,160.84
Loans,Advances & Deposits	5	2,98,170.00	3,50,500.00
TOTAL		7,80,25,496.56	18,69,68,002.84
Significant Accounting Policies	23		
Notes on Accounts & Contingent Laibilities	24		


FINANCE OFFICER

Finance Officer
Allahabad University

INCOME & EXPENDITURE ACCOUNT FOR THE YEAR ENDED 31st MARCH 2025
(RELEVANT TO INSTITUTE OF PROFESSIONAL STUDIES)

Particulars	Schedule	(Amount-'Rs.')	
		Current Year	Previous Year
INCOME			
Academic Receipts	6	5,64,60,354.72	5,92,86,144.44
Grants & Donations			
Income from Investments			
Interest earned	7	61,77,545.00	67,31,144.00
Other Incomes	8	23,650.00	4,930.00
Prior Period Income	9		
TOTAL (A)		6,26,61,549.72	6,60,22,218.44
EXPENDITURE			
Staff Payments & Benefits	10	2,82,59,133.00	2,72,50,868.00
Academic Expenses	11	50,75,999.00	18,40,927.00
Administrative and General Expenses	12	1,93,749.00	1,14,031.00
Transportation Expenses			
Repairs & Maintenance	13	12,36,403.00	6,21,167.00
Finance Costs			
Depreciation	3	37,01,082.00	33,66,564.00
Other Expenses (Excluding depreciation)	14	13,43,70,047.00	19,89,202.00
Prior Period Expenses	15	-	18,71,497.00
TOTAL (B)		17,28,36,413.00	3,70,54,256.00
Balance being excess of Income Over expenditure (A- B)			-
Transfer to Special Reserve (Specify each)			
Others (Specify)			-
Balance being surplus/(Deficit)Carried to Capital Fund		(11,01,74,863.28)	2,89,67,962.44


FINANCE OFFICER
 Finance Officer
 Allahabad University

**RECEIPT & PAYMENT A/C FOR THE YEAR ENDED ON 31st MARCH 2025
(RELEVANT TO INSTITUTE OF PROFESSIONAL STUDIES)**

(Amount-'Rs.')

Receipts	Schedule	Current Year	Previous Year
Opening Cash & Bank Balance		16,79,16,160.84	13,59,32,911.40
Academic Receipts	6	5,64,60,354.72	5,92,86,144.44
Interest Earned	7	61,77,545.00	67,31,144.00
Other Receipts	8	23,650.00	4,930.00
Prior Period Income	9	-	-
Increase in Current Liabilities	2	-	-
Decrease in Loans & Advances		-	-
Total		23,05,77,710.56	20,19,55,129.84
Payments		Current Year	Previous Year
Staff Payments & Benefits	10	2,73,21,133.00	2,66,07,868.00
Academic Expenses	11	43,58,445.00	17,11,353.00
Administrative Expenses	12	1,83,749.00	1,14,031.00
Repairs & Maintenance	13	12,27,403.00	5,56,036.00
Other Expenses	14	13,43,18,139.00	19,79,402.00
Prior Period Expenses	15	-	-
		16,74,08,869.00	3,09,68,690.00
Less: Paid in Advance		-	-
		16,74,08,869.00	3,09,68,690.00
Net Addition in Fixed Assets	3	22,84,400.00	19,17,075.00
Decrease in Current Liabilities		-	-
Increase in loans and advances		1,86,670.00	2,25,500.00
Payment of previous year liabilities		7,79,705.00	9,27,704.00
Closing Cash & Bank Balances	4	5,99,18,066.56	16,79,16,160.84
Total		23,05,77,710.56	20,19,55,129.84


FINANCE OFFICER
 Finance Officer
 Allahabad University

**STATEMENT OF CAPITAL ACCOUNT AS ON 31st MARCH 2025
(RELEVANT TO INSTITUTE OF PROFESSIONAL STUDIES)**

SCHEDULE 1 - CORPUS / CAPITAL FUND

(Amount-'Rs.')

Particulars	Current Year	Previous Year
Balance as at the beginning of the year	18,61,88,697.84	15,72,20,735.40
Add: Contributions towards Corpus/Capital Fund	-	-
Add: Grants From UGC, Government of India and State Government to the extent utilized for capital expenditure	-	-
Add: Excess of Income over Expenditure transferred from the Income & Expenditure Account	(11,01,74,863.28)	2,89,67,962.44
Total	7,60,13,834.56	18,61,88,697.84
Less: Deficit transferred from the Income & Expenditure Account & Other	-	-
Less: Grant Returned	-	-
Balance at the year-end	7,60,13,834.56	18,61,88,697.84


FINANCE OFFICER

Finance Officer
Aligarh University

STATEMENT OF CURRENT LIABILITIES & PROVISIONS AS ON 31st MARCH 2025
(RELEVANT TO INSTITUTE OF PROFESSIONAL STUDIES)

SCHEDULE 2 - CURRENT LIABILITIES AND PROVISIONS

(Amount-'Rs.')

Particulars	Current Year	Previous Year
A. CURRENT LIABILITIES		
1- Liabilities Towards Expenses & Bills	20,11,662.00	7,79,305.00
2- Other Current Liabilities	-	-
Total (A)	20,11,662.00	7,79,305.00
B. PROVISIONS		
1- Provisions		
Total (B)		
Total (A+B)	20,11,662.00	7,79,305.00



FINANCE OFFICER

Finance Officer
Allahabad University



STATEMENT OF FIXED ASSETS AS ON 31st MARCH 2025
(RELEVANT TO INSTITUTE OF PROFESSIONAL STUDIES)

SCHEDULE 3 - FIXED ASSETS AND DEPRECIATION THEREON

(Amount- Rs.)

Particulars	Rate	GROSS BLOCK				DEPRECIATION			NET BLOCK	
		Cost/valuation at the beginning of the year	Additions during the year	Deduction during the year	Cost/valuation at the end of the year	Depreciation at the year beginning	Depreciation for the year	Depreciation at the year end	At the Current year end	At the Previous year-end
FIXED ASSETS										
Buildings	2%	41,45,831.00	-	-	41,45,831.00	12,54,631.00	82,916.00	13,37,547.00	28,08,284.00	28,91,200.00
Computer Pheripherals	20%	2,04,80,157.00	9,46,194.00	-	2,14,26,351.00	1,99,86,663.00	5,30,022.00	2,05,16,685.00	9,09,666.00	4,93,494.00
Furniture & Fixtures	7.5%	1,01,21,510.00	-	-	1,01,21,510.00	77,89,222.00	7,59,113.00	85,48,335.00	15,73,175.00	23,32,288.00
Library Books	10%	1,11,77,976.00	10,42,802.00	-	1,22,20,778.00	1,04,33,236.00	2,17,011.00	1,06,50,247.00	15,70,531.00	7,44,740.00
Plant, Machinery & Equipments	5%	4,14,20,421.00	8,20,004.00	-	4,22,40,425.00	2,91,80,801.00	21,12,020.00	3,12,92,821.00	1,09,47,604.00	1,22,39,620.00
Total of current year		8,73,45,895.00	28,09,000.00	-	9,01,54,895.00	6,86,44,553.00	37,01,082.00	7,23,45,635.00	1,78,09,260.00	1,87,01,342.00


FINANCE OFFICER

Finance Officer
Allahabad University

(RELEVANT TO INSTITUTE OF PROFESSIONAL STUDIES)

SCHEDULE 4 - CURRENT ASSETS - BANK BALANCES

(Amount-'Rs.')

Particulars	Current Year	Previous Year
SB A/c With Punjab National Bank	19,81,345.84	71,76,160.84
Sweep Account	78,95,000.00	16,07,40,000.00
SB A/c With State Bank of India :		
Centre of Food Technology-SBI A/c	1,41,04,627.50	0.00
Centre of Computer Education & Training SBI A/c	1,55,63,632.50	0.00
Centre of Fashion Design & Technology SBI A/c	90,81,846.50	0.00
Centre of Media Studies SBI A/c	1,12,91,614.22	0.00
Total	5,99,18,066.56	16,79,16,160.84

SCHEDULE 5 - LOANS AND ADVANCES

Particulars	Current Year	Previous Year
Loans & Advances of CFDT	1,05,000.00	1,05,000.00
Loans & Advances of CCE	18,500.00	18,500.00
Loans & Advances of CFT	1,60,670.00	2,17,000.00
Loans & Advances of CMS	9,000.00	5,000.00
Loans & Advances of IPS	5,000.00	5,000.00
Total	2,98,170.00	3,50,500.00

SCHEDULE 6 - ACADEMIC RECEIPTS

Particulars	Current Year	Previous Year
Receipts Fees From Students of CCE	2,84,04,900.00	2,90,18,045.00
Receipts Fees From Students of CFT	1,49,89,350.00	1,51,88,099.44
Receipts Fees From Students of CMS	92,59,004.72	1,16,19,000.00
Receipts Fees From Students of CFDT	19,47,000.00	34,61,000.00
Receipts Fees From Students (Misc)	18,60,100.00	-
Total	5,64,60,354.72	5,92,86,144.44


 FINANCE OFFICER

 Finance Officer
 Aliahad University

(RELEVANT TO INSTITUTE OF PROFESSIONAL STUDIES)

SCHEDULE 7 - INTEREST EARNED

(Amount-'Rs.')

Particulars	Current Year	Previous Year
Interest Received From Bank	61,77,545.00	67,31,144.00
Total	61,77,545.00	67,31,144.00

SCHEDULE 8 - OTHER RECEIPTS

Particulars	Current Year	Previous Year
Miscellaneous Receipt	23,650.00	4,930.00
Total	23,650.00	4,930.00

SCHEDULE 9 - PRIOR PERIOD INCOME

Particulars	Current Year	Previous Year
Prior Period Income	-	-
Total	-	-

SCHEDULE 10 - STAFF PAYMENTS AND BENEFITS

Particulars	Current Year	Previous Year
Salary, Remuneration & Honorium of CCE	66,75,628.00	64,66,067.00
Salary, Remuneration & Honorium of CFT	58,31,261.00	59,42,095.00
Salary, Remuneration & Honorium of CMS	42,31,511.00	40,43,021.00
Salary, Remuneration & Honorium of CFDT	67,96,949.00	70,69,650.00
Salary, Remuneration & Honorium of IPS	23,99,784.00	24,86,235.00
Remuneration & Honorium of Visiting Faculties	23,24,000.00	12,43,800.00
Total	2,82,59,133.00	2,72,50,868.00


FINANCE OFFICER
Finance Officer
Allahabad University

(RELEVANT TO INSTITUTE OF PROFESSIONAL STUDIES)

SCHEDULE 11 - ACADEMIC EXPENSES

(Amount-'Rs.')

Particulars	Current Year	Previous Year
Academic Activities		73,700.00
Examination Expenses		-
Pre Deposited Fee Refund	13,37,000.00	5,20,000.00
Caution Money Returned	17,88,507.00	36,000.00
Refund of Project Fee	7,05,000.00	-
Lab Expenses	8,74,920.00	9,77,923.00
Soft Skill Training & Educational Visit	1,35,065.00	-
Workshops & Seminar Expenses	2,35,507.00	2,33,304.00
Training Project Expenses		-
TA Expenses		-
Total	50,75,999.00	18,40,927.00

SCHEDULE 12 - ADMINISTRATIVE AND GENERAL EXPENSES

Particulars	Current Year	Previous Year
Expenses out of Imprest	1,04,065.00	68,364.00
Professional Fees		-
Telephone Expenses		-
Bank Charges	44,761.00	-
Magazines & Periodicals		-
Printing & Stationery	44,923.00	36,792.00
Advisory / selection committee expenses		8,875.00
Total	1,93,749.00	1,14,031.00


FINANCE OFFICER

Finance Officer
Allahabad University

(RELEVANT TO INSTITUTE OF PROFESSIONAL STUDIES)

SCHEDULE 13 - REPAIR AND MAINTENANCE

(Amount-'Rs.')

Particulars	Current Year	Previous Year
Repair & Maintainenece	12,36,403.00	6,21,167.00
Total	12,36,403.00	6,21,167.00

SCHEDULE 14 - OTHER EXPENSES

Particulars	Current Year	Previous Year
Miscellaneous Expenses/Contingencies	59,519.00	18,602.00
Share to university of annual income	13,43,10,528.00	19,70,600.00
Total	13,43,70,047.00	19,89,202.00

SCHEDULE 15 - PRIOR PERIOD EXPENSES

Particulars	Current Year	Previous Year
Prior Period Expenses	-	18,71,497.00
Total	-	18,71,497.00


FINANCE OFFICER
Finance Officer
Allahabad University

UNIVERSITY OF ALLAHABAD
PRAYAGRAJ

**GROUPINGS OF LOANS AND ADVANCES AS ON 31st MARCH 2025
(RELEVANT TO INSTITUTE OF PROFESSIONAL STUDIES)**

LOANS, ADVANCES ETC	CURRENT YEAR	PREVIOUS YEAR
Centre of Computer Education		
Advance for Civil Work, Electrical Work	-	-
Advance for Contingency	13,500.00	18,500.00
Advance for Imprest	5,000.00	-
	18,500.00	18,500.00
Centre for Fashion Design & Technology		
Advance for Academic Activities	-	-
Advance for Civil Work, Electrical Work	-	-
Advance for Contingency for B.Voc & M.Voc	-	1,05,000.00
Advance for Imprest	5,000.00	-
Advance for Fashion Show	1,00,000.00	-
Advance for International Women's Day	-	-
Advance for Invited Lectures	-	-
Advance for Lab Work	-	-
Advance for Office Expenses & Comm. Charg	-	-
Advance for Present Synergy Dress & Fashion	-	-
Advance for TA/DA to Staff	-	-
Advance for Visiting Faculty	-	-
Advance for Workshop	-	-
	1,05,000.00	1,05,000.00
Centre of Food Technology		
Advance for FARL Reaccreditation	-	-
Advance for ILC Programme	-	-
Advance for Imprest	5,000.00	55,000.00
Advance for Project & Lab Work	-	-
Advance for Workshop	1,55,670.00	1,62,000.00
	1,60,670.00	2,17,000.00

Centre of Media Studies		
Advance for Misc. & Contingents for Training	9,000.00	5,000.00
Advance for Academic Activities for B.Voc	-	-
Advance for Educational Tour	-	-
Advance for Equipments & Infratructure	-	-
Advance for Kumbh Mela	-	-
Advance for Office Expenses & Communication	-	-
Advance for Student Activity (Agaaz)	-	-
Advance for Video Film Making Competition	-	-
Advance for Visiting Facutly for B.Voc	-	-
Advance for Workshop, Seminar & Exhibition	-	-
	9,000.00	5,000.00
Institute of Professional Studies		
Advance Imprest	5,000.00	5,000.00
Advance for TA/DA for Director & Staff	-	-
Advance for Workshop and Seminar	-	-
NAAC Visit Advance	-	-
	5,000.00	5,000.00
Loan to University of Allahabad, Prayagraj	-	-
TOTAL	2,98,170.00	3,50,500.00

Wibin
 Finance Officer
 Allahabad University

UNIVERSITY OF ALLAHABAD
PRAYAGRAJ

GROUPINGS OF FIXED ASSETS AS ON 31st MARCH 2025
(RELEVANT TO INSTITUTE OF PROFESSIONAL STUDIES)

(Amount-'Rs.)

S.No.	Particulars	Rate of Dep	Gross Block					Depreciation			Net Block	
			Opening Balance	Additions	Capitalisation	Transfer	Closing Balance	Opening Balance	For the Year	Closing Balance	Closing Balance	Opening Balance
A	Building											
1	Centre of computer education	2%	25,93,617.00	-	-	-	25,93,617.00	7,84,894.00	51,872.00	8,36,766.00	17,56,851.00	18,08,723.00
2	Centre of Food Technology	2%	15,52,214.00	-	-	-	15,52,214.00	4,69,737.00	31,044.00	5,00,781.00	10,51,433.00	10,82,477.00
			41,45,831.00	-	-	-	41,45,831.00	12,54,631.00	82,916.00	13,37,547.00	28,08,284.00	28,91,200.00
B	Computer Peripherals											
1	Computer & Accessories	20%	1,87,76,240.00	-	-	-	1,87,76,240.00	1,87,76,239.00	-	1,87,76,239.00	1.00	1.00
2	Computer & Accessories	20%	17,03,917.00	-	-	-	17,03,917.00	12,10,424.00	3,40,783.00	15,51,207.00	1,52,710.00	4,93,493.00
3	Computer & Accessories	20%	-	9,46,194.00	-	-	9,46,194.00	-	1,89,239.00	1,89,239.00	7,56,955.00	-
			2,04,80,157.00	9,46,194.00	-	-	2,14,26,351.00	1,99,86,663.00	5,30,022.00	2,05,16,685.00	9,09,666.00	4,93,494.00
C	Furniture & Fixtures											
1	Almirah & Steel Racks	7.5%	10,56,312.00	-	-	-	10,56,312.00	3,76,795.00	79,223.00	4,56,018.00	6,00,294.00	6,79,517.00
2	Blackboard & Board	7.5%	2,14,367.00	-	-	-	2,14,367.00	1,81,670.00	16,078.00	1,97,748.00	16,619.00	32,697.00
3	Furniture & Fixtures	7.5%	88,50,831.00	-	-	-	88,50,831.00	72,30,757.00	6,63,812.00	78,94,569.00	9,56,262.00	16,20,074.00
			1,01,21,510.00	-	-	-	1,01,21,510.00	77,89,222.00	7,59,113.00	85,48,335.00	15,73,175.00	23,32,288.00
D	Library Books											
1	Books	10%	1,00,50,667.00	-	-	-	1,00,50,667.00	1,00,50,666.00	-	1,00,50,666.00	1.00	1.00
2	Books	10%	11,27,309.00	10,42,802.00	-	-	21,70,111.00	3,82,570.00	2,17,011.00	5,99,581.00	15,70,530.00	7,44,739.00
			1,11,77,976.00	10,42,802.00	-	-	1,22,20,778.00	1,04,33,236.00	2,17,011.00	1,06,50,247.00	15,70,531.00	7,44,740.00
E	Plant, Machinery & Equipments											
1	Air Blower	5%	2,100.00	-	-	-	2,100.00	1,651.00	105.00	1,756.00	344.00	449.00
2	Air Conditioner	5%	47,26,508.00	-	-	-	47,26,508.00	29,00,417.00	2,36,325.00	31,36,742.00	15,89,766.00	18,26,091.00
3	Assets Purchased Under MFPI	5%	70,04,975.00	-	-	-	70,04,975.00	55,05,034.00	3,50,249.00	58,55,283.00	11,49,692.00	14,99,941.00
4	Audio Confresing Systems	5%	43,367.00	-	-	-	43,367.00	26,614.00	2,168.00	28,782.00	14,585.00	16,753.00
5	Battery Charger	5%	30,100.00	-	-	-	30,100.00	14,298.00	1,505.00	15,803.00	14,297.00	15,802.00
6	Binding Machine	5%	14,500.00	-	-	-	14,500.00	6,888.00	725.00	7,613.00	6,887.00	7,612.00
7	C.D. Player	5%	16,190.00	-	-	-	16,190.00	12,728.00	810.00	13,538.00	2,652.00	3,462.00
8	Camera	5%	22,78,302.00	-	-	-	22,78,302.00	15,98,921.00	1,13,915.00	17,12,836.00	5,65,466.00	6,79,381.00
9	CCTV	5%	16,32,517.00	-	-	-	16,32,517.00	4,62,001.00	81,626.00	5,43,627.00	10,88,890.00	11,70,516.00

10	Digital Camera & IC Recorder	5%	89,700.00	-	-	-	89,700.00	70,493.00	4,485.00	74,978.00	14,722.00	19,207.00
11	Drier (Eureka Forbs)	5%	1,83,768.00	-	-	-	1,83,768.00	1,24,499.00	9,188.00	1,33,687.00	50,081.00	59,269.00
12	Electric Fittings	5%	69,877.00	-	-	-	69,877.00	54,916.00	3,494.00	58,410.00	11,467.00	14,961.00
13	Electrical Items	5%	4,73,744.00	-	-	-	4,73,744.00	3,69,505.00	23,687.00	3,93,192.00	80,552.00	1,04,239.00
14	EPABX 16 Line Copper Connect	5%	14,000.00	-	-	-	14,000.00	11,002.00	700.00	11,702.00	2,298.00	2,998.00
15	EPABX 82 Line for New Building	5%	3,74,321.00	-	-	-	3,74,321.00	2,29,739.00	18,716.00	2,48,455.00	1,25,866.00	1,44,582.00
16	Equipments	5%	19,75,924.00	-	-	-	19,75,924.00	14,59,800.00	98,796.00	15,58,596.00	4,17,328.00	5,16,124.00
17	Falling Number 1305 Under MFP	5%	8,00,193.00	-	-	-	8,00,193.00	6,28,855.00	40,010.00	6,68,865.00	1,31,328.00	1,71,338.00
18	Gas Cylinder & Regulator	5%	32,550.00	-	-	-	32,550.00	25,585.00	1,628.00	27,213.00	5,337.00	6,965.00
19	Gas Cylinder & Trolley	5%	7,200.00	-	-	-	7,200.00	5,658.00	360.00	6,018.00	1,182.00	1,542.00
20	Generator	5%	12,50,409.00	-	-	-	12,50,409.00	9,82,662.00	62,520.00	10,45,182.00	2,05,227.00	2,67,747.00
21	Gyser	5%	7,600.00	-	-	-	7,600.00	5,973.00	380.00	6,353.00	1,247.00	1,627.00
22	Headphone	5%	22,000.00	-	-	-	22,000.00	17,289.00	1,100.00	18,389.00	3,611.00	4,711.00
23	Hot Air Blower	5%	4,200.00	-	-	-	4,200.00	3,301.00	210.00	3,511.00	689.00	899.00
24	Invertor & Battery	5%	3,37,973.00	-	-	-	3,37,973.00	2,52,010.00	16,899.00	2,68,909.00	69,064.00	85,963.00
25	Jars for Microbiological Blenders	5%	70,000.00	-	-	-	70,000.00	55,011.00	3,500.00	58,511.00	11,489.00	14,989.00
26	Kitchen Equipment	5%	6,65,322.00	-	-	-	6,65,322.00	5,20,454.00	33,266.00	5,53,720.00	1,11,602.00	1,44,868.00
27	Lab Equipment	5%	27,60,348.00	-	-	-	27,60,348.00	21,69,283.00	1,38,017.00	23,07,300.00	4,53,048.00	5,91,065.00
28	Laser Goggles	5%	19,125.00	-	-	-	19,125.00	15,028.00	956.00	15,984.00	3,141.00	4,097.00
29	LG Microwave	5%	24,480.00	-	-	-	24,480.00	19,238.00	1,224.00	20,462.00	4,018.00	5,242.00
30	Locker	5%	13,299.00	-	-	-	13,299.00	5,320.00	665.00	5,985.00	7,314.00	7,979.00
31	Manequin	5%	11,25,870.00	-	-	-	11,25,870.00	8,06,480.00	56,294.00	8,62,774.00	2,63,096.00	3,19,390.00
32	Minor Civil Work	5%	2,24,635.00	-	-	-	2,24,635.00	1,76,537.00	11,232.00	1,87,769.00	36,866.00	48,098.00
33	PA System	5%	1,64,905.00	-	-	-	1,64,905.00	1,09,438.00	8,245.00	1,17,683.00	47,222.00	55,467.00
34	Photocopy Machine	5%	3,35,441.00	4,91,824.00	-	-	8,27,265.00	2,16,805.00	41,363.00	2,58,168.00	5,69,097.00	1,18,636.00
35	Plant, Machinery & Equipments	5%	1,26,15,552.00	2,86,330.00	-	-	1,29,01,882.00	90,36,481.00	6,45,094.00	96,81,575.00	32,20,307.00	35,79,071.00
36	Public Addressing Systems	5%	19,980.00	-	-	-	19,980.00	14,621.00	999.00	15,620.00	4,360.00	5,359.00
37	Refrigerator & Stabilizer	5%	2,56,825.00	-	-	-	2,56,825.00	1,66,428.00	12,841.00	1,79,269.00	77,556.00	90,397.00
38	Room Coolers	5%	98,017.00	-	-	-	98,017.00	77,031.00	4,901.00	81,932.00	16,085.00	20,986.00
39	Room Heaters	5%	37,935.00	-	-	-	37,935.00	13,501.00	1,897.00	15,398.00	22,537.00	24,434.00
40	Sanyo PLC	5%	57,750.00	-	-	-	57,750.00	45,389.00	2,888.00	48,277.00	9,473.00	12,361.00
41	Sewing Machine	5%	8,36,908.00	-	-	-	8,36,908.00	5,19,409.00	41,845.00	5,61,254.00	2,75,654.00	3,17,499.00
42	Submarine Electrophoresis Syste	5%	27,182.00	-	-	-	27,182.00	21,361.00	1,359.00	22,720.00	4,462.00	5,821.00
43	Telephone	5%	1,08,105.00	-	-	-	1,08,105.00	54,827.00	5,405.00	60,232.00	47,873.00	53,278.00
44	Television	5%	2,23,748.00	-	-	-	2,23,748.00	1,18,881.00	11,187.00	1,30,068.00	93,680.00	1,04,867.00
45	Textile Laboratory Equipment	5%	46,966.00	-	-	-	46,966.00	36,907.00	2,348.00	39,255.00	7,711.00	10,059.00
46	Top Loading Balance & Hot Plate	5%	92,316.00	-	-	-	92,316.00	72,550.00	4,616.00	77,166.00	15,150.00	19,766.00
47	Utensils	5%	60,647.00	-	-	-	60,647.00	40,392.00	3,032.00	43,424.00	17,223.00	20,255.00

48	VCR	5%	8,900.00	-	-	-	8,900.00	6,995.00	445.00	7,440.00	1,460.00	1,905.00
49	Voice Recorder	5%	40,800.00	-	-	-	40,800.00	32,064.00	2,040.00	34,104.00	6,696.00	8,736.00
50	Water Cooler (Aquaguard)	5%	89,697.00	41,850.00	-	-	1,31,547.00	57,660.00	6,577.00	64,237.00	67,310.00	32,037.00
51	Water Lifting Pump	5%	3,650.00	-	-	-	3,650.00	2,871.00	183.00	3,054.00	596.00	779.00
			4,14,20,421.00	8,20,004.00	-	-	4,22,40,425.00	2,91,80,801.00	21,12,020.00	3,12,92,821.00	1,09,47,604.00	1,22,39,620.00
			-	-	-	-	-	-	-	-	-	-
	GRAND TOTAL		8,73,45,895.00	28,09,000.00	0.00	0.00	9,01,54,895.00	6,86,44,553.00	37,01,082.00	7,23,45,635.00	1,78,09,260.00	1,87,01,342.00


FINANCE OFFICER

Finance Officer
Allahabad University


CPF AND NPS ACCOUNT

PROVIDENT FUND ACCOUNT

BALANCE SHEET
AS AT 31st MARCH 2025

(Amount in Rs)

CPF PREVIOUS YEAR	LIABILITIES	CPF CURRENT YEAR	CPF PREVIOUS YEAR	ASSETS	CPF CURRENT YEAR
	GPF				
	Opening Balance				
	Less : Subscription for March, 2024				
	Add : Incorporated through capital fund			Cash at Bank	
	Add : Subscription in the year		41,63,610.00	CPF Accounts	54,25,713.00
	Add : Subscription for March, 2024		-	GPF Accounts	-
	Add : Interest credited				
	Add : Investments encashed				
	Less : Advance / Withdrawal / Payments				
	Closing Balance				
	CPF				
21,71,041.00	Opening Balance	30,33,979.00			
	Less : Subscription for March, 2024				
-	Add : Incorporated through capital fund	-			
8,62,938.00	Add : Subscription in the year	8,62,938.00			
	Add : Subscription for March, 2024				
	Add : Interest credited				
-	Less : Advance / Withdrawal / Payments	-			
30,33,979.00	Closing Balance	38,96,917.00			
	University Contribution (CPF)				
	Opening Balance				
	Less : Subscription for March, 2024				
	Add : Subscription in the year				

	Add : Subscription for March, 2024				
	Add : Interest credited				
	Less : Advance / Withdrawal				
	Closing Balance				
	<u>NPS Tier - II Account</u>				
	Opening Balance				
	Less : Subscription for March, 2024				
	Add : Subscription in the year				
	Add : Subscription for March, 2024				
	Add : Interest credited				
	Less : Advance / Withdrawal				
	Closing Balance				
	<u>Income and Expenditure</u>				
-9,21,632.00	Opening Balance	(14,60,565.00)			
-	Add : Excess of Income over Expenditure	-			
(5,38,933.00)	Less : Excess of Expenditure over Income	(7,40,133.00)			
(14,60,565.00)	Closing Balance	(22,00,698.00)			
	<u>Current Liabilities</u>				
11,84,647.00	1) Inter bank adjustments	14,20,157.00			
-	2) GPF Payable	-			
14,78,459.00	3) CPF Payable	23,09,337.00			
42,36,520.00	TOTAL	54,25,713.00	41,63,610.00	TOTAL	54,25,713.00


FINANCE OFFICER

Finance Officer
Allahabad University

PROVIDENT FUND ACCOUNT

INCOME AND EXPENDITURE ACCOUNT
FOR THE FINANCIAL YEAR ENDED ON 31st MARCH 2025

(Amount in Rs)

CPF PREVIOUS YEAR	EXPENDITURE	CPF CURRENT YEAR	CPF PREVIOUS YEAR	INCOME	CPF CURRENT YEAR
	Bank Charges:			Interest on Saving Bank Account:	
-		-			
-	CPF Account	-	1,18,015.00	CPF Account	1,22,805.00
				Interest received on Govt Securities :	
			-		-
9,59,518.00	CPF Expenditure	8,62,938.00	-	CPF Account	-
			8,41,503.00	Excess of Expenditure over Income	7,40,133.00
9,59,518.00	TOTAL	8,62,938.00	9,59,518.00	TOTAL	8,62,938.00


FINANCE OFFICER

Finance Officer
Allahabad University


PROVIDENT FUND ACCOUNT

RECEIPTS AND PAYMENT ACCOUNT
FOR THE FINANCIAL YEAR ENDED ON 31st MARCH 2025

(Amount in Rs)

CPF PREVIOUS YEAR	RECEIPTS	CPF CURRENT YEAR		CPF PREVIOUS YEAR	PAYMENTS	CPF CURRENT YEAR	
45,60,880.00	Opening Balance				Payments made during the year :		
	CPF - SBI A/c No. 10341398848 (AU T and NT)	41,63,610.00		12,82,683.00	University		-
-	Balances incorporated through capital fund		-	-	Colleges		-
	CPF - SBI A/c No. 86162010053001 (DC T and NT)	2,50,640.00	44,14,250.00				
	Contra Entries:						
44,700.00	a) Received from PNB A/C No...4739	36,720.00			Bank charges		-
6,97,998.00	b) Received from RBI A/C No...1085	8,30,218.00					
24,700.00	c) Received from PNB A/C No...4720	21,720.00	8,88,658.00		Investment during the year		
1,18,015.00	Interest on Saving Bank Account		1,22,805.00				
-	GPF Subscription		-				
-	Investment Encashed		-				
-	Interest received on Govt Securities		-				
				41,63,610.00	Closing Balance		
					CPF - SBI A/c No. 10341398848 (AU T and NT)	49,73,873.00	
					CPF - SBI A/c No. 86162010053001 (DC T and NT)	4,51,840.00	54,25,713.00
54,46,293.00	TOTAL		54,25,713.00	54,46,293.00	TOTAL		54,25,713.00


FINANCE OFFICER

Finance Officer
Allahabad University

NPS TIER - I ACCOUNT

**BALANCE SHEET
AS AT 31st March 2025**

(Amount in Rs)

PREVIOUS YEAR AMOUNT	LIABILITIES	CURRENT YEAR AMOUNT	PREVIOUS YEAR AMOUNT	ASSETS	CURRENT YEAR AMOUNT
	<u>NPS Tier - I Account</u>			<u>NPS Tier - I Account</u>	
(13,00,35,560.25)	Opening Balance	(43,91,95,767.80)		Cash at Bank	
	Add :				
(1,47,93,064.55)	1) G B Pant Institute	-	6,60,81,862.75	SBI Savings Bank A/c No. 30231287861	8,56,67,446.25
(14,48,28,624.80)		(43,91,95,767.80)			
	Less :				
(29,43,67,143.00)	NPS Contributions paid during the year	(34,77,54,475.00)			
(43,91,95,767.80)	Closing Balance	(78,69,50,242.80)			
	<u>Excess of Income over Expenditure</u>				
(4,03,27,769.00)	Opening Balance	(3,94,87,595.00)			
	Add : Excess of income over expenditure during the year				
8,40,174.00		25,36,787.50			
(3,94,87,595.00)		(3,69,50,807.50)			
	Less : Excess of expenditure over income during the year				
-		-			
(3,94,87,595.00)	Closing Balance	(3,69,50,807.50)			

Current Liabilities					
	1) NPS Contribution payable :				
3,41,58,815.00	a) University	3,20,07,122.00			
36,41,535.00	b) Colleges	1,07,76,825.00			
1,35,22,265.55	c) G B Pant Institute	1,38,21,424.55			
88,134.00	d) Dr Vinamra Sen Singh	-			
2,88,121.00	f) Dr Deepti Verma	-			
-	g) Agro Economics	8,535.00			
49,30,66,355.00	2) Inter-bank adjustments	85,29,54,590.00			
6,60,81,862.75	TOTAL	8,56,67,446.25	6,60,81,862.75	TOTAL	8,56,67,446.25



FINANCE OFFICER

Finance Officer
Allahabad University



NPS TIER - I ACCOUNT

INCOME AND EXPENDITURE ACCOUNT
FOR THE FINANCIAL YEAR ENDED ON 31st March 2025

(Amount in Rs)

PREVIOUS YEAR AMOUNT	EXPENDITURE	CURRENT YEAR AMOUNT	PREVIOUS YEAR AMOUNT	INCOME	CURRENT YEAR AMOUNT
-	Interest Credited to Subscriber's Accounts	-	-	Interest Earned on Investment	-
-	Bank Charges	265.50	20,55,215.00	Interest earned on savings account	24,01,571.00
1,45,309.00	Liability towards employees	-	76,259.00	Miscellaneous income	-
11,45,991.00	NPS net expenditure	(1,35,482.00)	-		-
8,40,174.00	Excess of income over expenditure	25,36,787.50	-	Excess of expenditure over income	-
			-		-
21,31,474.00	TOTAL	24,01,571.00	21,31,474.00	TOTAL	24,01,571.00


FINANCE OFFICER
Finance Officer
Allahabad University


NPS TIER - I ACCOUNT


RECEIPT AND PAYMENT ACCOUNT

FOR THE FINANCIAL YEAR ENDED ON 31st March 2025

STATE BANK OF INDIA SAVINGS BANK ACCOUNT NO.: 30231287861

(Amount in Rs)

PREVIOUS YEAR AMOUNT	RECEIPTS	CURRENT YEAR AMOUNT	CURRENT YEAR AMOUNT	PREVIOUS YEAR AMOUNT	PAYMENT	CURRENT YEAR AMOUNT	CURRENT YEAR AMOUNT
7,07,14,233.75	Opening Balance		6,60,81,862.75				
	Own Subscription	-			<u>NPS Payments made :</u>		
	University Contribution				University	22,12,71,913.00	
	Received from G B Pant Institute as NPS contribution	47,65,450.00		29,96,32,273.00	Colleges	12,18,26,433.00	
	Received from Agro Economics as NPS contribution	1,98,373.00		1,45,309.00	G B Pant Institute	44,66,291.00	
38,80,852.00	Received NPS contribution of Dr. Richa Mishra	1,56,473.00	51,20,296.00		Agro Economics	1,89,838.00	34,77,54,475.00
	<u>Contra Entries:</u>				Bank charges		265.50
	a) Received from PNB A/C No...4739	1,18,98,313.00			<u>Contra Entries:</u>		
	b) Received from PNB A/C No...4720	1,62,16,074.00		5,38,856.00	a) Deposited in PNB A/C No. 1001000100734739	-	
28,96,71,741.00	c) Received from RBI A/C No...1085	33,17,04,070.00	35,98,18,457.00		b) Deposited in SBI A/C No. 101001000100608531	-	-
	Interest received on Investment						
	Interest on Saving Bank Account		24,01,571.00	6,60,81,862.75	Closing Balance		8,56,67,446.25
21,31,474.00	Miscellaneous income						
36,63,98,300.75	TOTAL		43,34,22,186.75	36,63,98,300.75	TOTAL		43,34,22,186.75


FINANCE OFFICER

Finance Officer
Allahabad University

**ACCOUNTING POLICIES
&
NOTES ON ACCOUNTS**

SCHEDULE 23

SIGNIFICANT ACCOUNTING POLICIES:

1. BASIS FOR PREPARATION OF ACCOUNTS

The Accounts of the University are prepared on the basis of historical cost convention and on the basis of accrual system of account. Please refer notes on accounts for details.

2. REVENUE RECOGNITION

Fees from students, Sale of Admission Forms, Interest on Saving Bank a/c are accounted on cash basis as the academic session is very close to financial year and will not have any material effect on the results of accounts. Income from Land, Buildings and Other Property are accounted on cash basis. Fees receipts from students under various heads is grossly recognized under the head "fees receipts from students".

3. FIXED ASSETS AND DEPRECIATION

Fixed Assets are valued at Historical cost less depreciation and depreciation has been provided following the SLM method. This is to mention here that the method of depreciation was changed from WDV to SLM in earlier years'. Consequently, Depreciation on fixed assets is provided on Straight Line Method, at the following rates:

Tangible Assets:

1	Land	0%
2	Site Development	0%
3	Buildings	2%
4	Roads & Bridges	2%
5	Tube wells & Water Supply	2%
6	Sewerage & Drainage	2%
7	Electrical Installation and equipment	5%
8	Plant & Machinery	5%
9	Scientific & Laboratory Equipment	8%
10	Office Equipment	7.50%
11	Audio Visual Equipment	7.50%
12	Computers & Peripherals	20%
13	Furniture, Fixtures & Fittings	7.50%
14	Vehicles	10%
15	Lib. Books & Scientific Journals	10%

Intangible Assets (amortization):

1	E-Journals	40%
2	Computer Software	40%
3	Patents and Copyrights	9 years

Depreciation is provided for the whole year on additions during the year.

4. **INVESTMENTS**

All investments are valued at cost.

5. **FOREIGN EXCHANGE**

The transactions relating to foreign currency are accounted for at the exchange rates prevailing on the date of the transactions.

6. **INCOME TAX**

The income of the University is exempted from Income Tax under Section 10(23C) of the Income Tax Act 1961. No provision for tax is therefore made in the accounts.

7. **UGC GRANTS AND OTHER GRANTS**

Grants from UGC and other funding agencies are accounted on accrual basis.

8. **INVESTMENT OF ENDOWMENT FUNDS AND INTEREST INCOME ACCRUED ON SUCH INVESTMENTS**

The amounts available against such funds are invested for fixed term with Banks, leaving the balance in Saving Bank Accounts. Interest received on such investments are added to the respective funds and not treated as Income of the University.

9. **RETIREMENT BENEFITS**

Provisions for Retirements benefits i.e., pension, gratuity and leave encashment are provided on the basis of actuarial valuation


Finance Officer
Allahabad University


SCHEDULE 24**NOTES ON ACCOUNTS:****1. Basic Inputs:**

S.N.	Details desired	As on 31st March 2025
1.	Number of students	University = 25,136 Constituent Colleges = 31,092
2.	Number of Teachers	University = 537 Constituent Colleges = 561
3.	Collection on accounts of building fund	NA
4.	Collection on Sport activities	Fees receipts from students under various
5.	Co-curricular activities,	heads is grossly recognized under the head "fees
6.	Development charges	receipts from students
7.	Compliance with statutory dues EPF & ESI	Yes.
8.	Salary structure of teachers in Notes on Accounts.	Assistant Professor (Level 10 Cell 1) Associate Professor (Level 13 A cell 1) Professor (Level 14 Cell 1)

2. Previous year figures have been grouped and re-grouped wherever, necessary for presentation along with the current year accounts.

3. Physical Verification of Fixed Assets is in process.

4. (a) Fixed Assets are valued at historical cost less depreciation.

(b) In case of accounts relating to research projects, during F.Y. 2023-24, depreciation in case of "books" was inadvertently computed at Rs. 5,83,039=00 which resulted into a negative WDV of Rs. (4,44,029=00) as on 31st March, 2024. Correct depreciation which should have been charged for the F.Y. 2023-24 was Rs. 1,39,009=00. Hence, this excess depreciation charged to the extent of Rs. 4,44,030=00 (Rs. 5,83,039=00 - Rs. 1,39,009=00) during F.Y. 2023-24 has been duly reversed during F.Y. 2024-25 by reducing depreciation for the F.Y. 2024-25 by Rs. 4,44,030=00 and increasing fixed assets and capital fund respectively. Further, disclosure in this regard has also been duly made in Schedule 2 of the standalone annual accounts of "Research Projects" as well .

5. Contingent Liabilities:

No such liability has been acknowledged as debt during the year. Liability against court cases pending is not quantifiable hence no provision or disclosure has been made.

6. **Treatment of Maintenance Grant:**

The University Grant Commission releases maintenance grant to the University in Installments for utilization as per the ceiling for Budget Estimates fixed by them to the University during the year. The grant is spent by the University as recommended by the Finance Committee and Executive Council of the University for revenue and non-revenue items. Expenditure on capital items is being capitalized in the accounts as per the provisions of General Financial Rules and orders issued by the Government of India with regard to the financial management and the control of the University.

7. **Institute of Professional Studies:**

The self-financing courses accounts are maintained at unit level and individual bank accounts have been opened for each unit. The basic accounting records are not actually maintained in Finance & Accounts Department of the University. This is the system being followed in the University since long.

8. **Others :**

i) Normally a Nil balance is reported in RBI A/c No.: 10671301085 because whatever balance remains in this account on the closing day of the financial year i.e. 31st March is automatically transferred / remitted back to Government Account within the close of that financial year. However, the said RBI A/c No.10671301085 reflects a debit balance of a sum of Rs. 515189=00 as at 31st March, 2025 because the said amount had not been transferred / remitted back uptill 12.00 midnight of 31st March, 2025

ii) During F.Y., 2023-24, a sum of Rs. 27=36 crores was released as capital grant which was inadvertently included under schedule 10 relating to "Grants and Donations - UGC" and was accordingly routed through the Income and Expenditure account. However, as per MoE format of accounts, the amount of capital grant utilized for capital expenditure should have been accounted for directly in the Capital Fund. Accordingly, necessary rectifying entries have been passed during F.Y. 2024-25, by increasing the amount of prior period expense in Schedule 22 and the amount of capital fund in Schedule 01 by Rs. 26=95 crores respectively.

iii) As on 31st March 2024, the University had unutilized grants aggregating to a sum of Rs. 1,54,70,473=00 break-up of which is as under:

Unutilised Grants	71,82,838.00
Unutilised other Grant 2021-22	33,70,265.00
Unutilised other Sanskrit	1,02,704.00
Unutilised Grants - Others	48,14,666.00

The above figures were shown as such under "schedule 3 - current liabilities and provisions" of the standalone annual accounts of the University. However, as per MoE format of accounts, the amount of unutilized grants, if any, should also be shown under schedule 3(c) of the annual accounts relating to "unutilized grant from UGC, Government of India and State Governments" as well. Accordingly, the said aggregate amount of Rs. 1,54,70,473=00 has been shown as "balance b/f" and "unutilized carried forward" during F.Y. 2024-25 at schedule 3(c) of the standalone annual accounts relating to "unutilized grant from UGC, Government of India and State Governments" accordingly.

- iv) In the case of research projects, there were certain projects in case of which, the closing balance as on 31st March, 2025 as same as that of the opening balance as on 01st April, 2024. Those projects have been identified as such during F.Y. 2024-25 having an aggregate sum of Rs. 3,06,47,350=40. Upto the last financial year i.e. F.Y. 2023-24, the said projects were appearing in Schedule 1 under "Earmarked Funds". However, from the current F.Y. i.e. F.Y. 2024-25 onwards, these projects have been excluded from Schedule 1 "Earmarked Funds " and have been shown separately under Schedule 1A relating to "Current Liabilities and Provisions" in the annual accounts of Research Projects.



FINANCE OFFICER

Finance Officer
Allahabad University

